

KARNATAKA HEALTH PROMOTION TRUST (KHPT)

No.1-4, IT Park, Behind KSSIDC Admin. Office, Rajajinagar Industrial Area, Rajajinagar, Bangalore - 560 044

Receipts and Payments Account - FCRA

Particulars	Schedule	For the year ended 31st March, 2017 (Rupees)	For the year ended 31st March, 2016 (Rupees)
Opening Balance	3		
- Cash on hand		2,06,920	2,55,856
- Cash at Bank		4,98,01,452	5,06,68,730
		5,00,08,372	5,09,24,586
Add: Receipts			
Grants Received	2	19,70,61,083	13,77,49,470
Exchange Difference		(4,39,392.58)	1,57,955.79
Interest Income Bank	7	30,10,319	42,26,253
Interest on IT Refund		-	418
Other Income		28,500	-
Refund of Deposits		6,75,000	25,000
Settlement of Advances		43,68,084	17,66,614
Sale of Assets		95,850	3,52,313
Income from Professional Charges		-	1,11,000
Donations Others		-	14,000
		20,47,99,443	14,44,03,024
Totals		25,48,07,815	19,53,27,610
Payments			
Programme Expenses			
- Grants to NGO's		4,04,28,175	1,09,18,655
- Other Programme Expenses		12,38,29,602	8,58,80,110
- Training and Capacity Building Expenses		29,56,163	70,18,091
Personnel Expenses		1,94,94,379	1,88,96,649
Administrative and other expenses		3,52,91,472	2,05,36,470
Rent Deposit		9,08,750	17,08,630
Income Tax Deducted at Source		1,62,641	99,539
Refund of Grant Funds	11	-	2,61,093
Total		22,30,71,181	14,53,19,238
Closing Balance			
Cash on hand	3	1,11,350	2,06,920
Cash at Bank	3	3,16,25,284	4,98,01,452
		3,17,36,634	5,00,08,372
Totals		25,48,07,815	19,53,27,610

For Karnataka Health Promotion Trust


Mohan H L
Managing Trustee


Nanjundappa G.M
Director Finance

Place: Bangalore
Date: 12-Oct-2017



As per our audit report of even date attached
For R V K S And Associates
Chartered Accountants
Firm No. 0085725


R. Mohan
Partner
Membership No. 203911



KARNATAKA HEALTH PROMOTION TRUST (KHPT)

No.1-4, IT Park, Behind KSSIDC Admin. Office, Rajajinagar Industrial Area, Rajajinagar, Bangalore - 560 044


Balance sheet as at 31st March, 2017 - FCRA

Particulars	Schedule	31st March, 2017 (Rupees)	31st March, 2016 (Rupees)
I Sources of Funds			
1 Reserves			
General Reserve	2	2,76,72,606	1,75,40,159
Grant Received in Advance	3	17,28,424	3,64,47,399
Total		2,94,01,029	5,39,87,558
II Application of Funds			
1 Current Assets, Loans and Advances			
Cash and Bank Balances	4	3,17,36,634	5,00,08,372
Loans and advances	5	95,12,672	74,22,422
Total		4,12,49,305	5,74,30,794
2 Less : Current liabilities and provisions			
Current Liabilities	6	1,00,13,826	32,04,861
Provisions	7	18,34,450	2,38,375
Total		1,18,48,276	34,43,236
Net current assets		2,94,01,029	5,39,87,558
Total		2,94,01,029	5,39,87,558


For Karnataka Health Promotion Trust


Mohan H L
Managing Trustee

Place: Bangalore
Date : 12-Oct-2017


Nanjundappa G.M
Director Finance

As per our audit report of even date attached
For R V K S And Associates
Chartered Accountants
Firm No. 008572S


R. Mohan
Partner
Membership No. 203911



KARNATAKA HEALTH PROMOTION TRUST (KHPT)


No.1-4, IT Park, Behind KSSIDC Admin. Office, Rajajinagar Industrial Area, Rajajinagar, Bangalore - 560 044

Statement of Income and Expenditure - FCRA

Particulars	Schedule	For the year ended 31st March, 2017 (Rupees)	For the year ended 31st March, 2016 (Rupees)
Income			
Grants Received - Utilized	3	23,17,80,058	13,88,42,871
Interest Income	8	30,01,816	40,77,137
Donations Others		-	14,000
Sale of Assets		95,850	3,52,313
Exchange Difference		(4,39,393)	1,57,956
Misc Income		28,500	-
Income from Professional Charges		-	1,11,000
Total		23,44,66,831	14,35,55,277
Expenditure			
Programme Expenses	9		
-Grants to NGO's		4,04,28,175	1,09,18,655
-Implementation Expenses		12,47,53,228	8,58,89,776
-Training and Capacity Building Expenses		29,56,163	70,18,091
Personnel Expenses	10	1,99,94,523	1,92,28,701
Administrative and other expenses	11	3,62,02,296	2,07,65,179
Total		22,43,34,385	14,38,20,403
Excess of Income over Expenditure transferred to General Reserve		1,01,32,447	(2,65,126)

For Karnataka Health Promotion Trust


Mohan H L
Managing Trustee


Nanjundappa G.M
Director Finance

Place: Bangalore
Date : 12-Oct-2017



As per our audit report of even date attached
For R V K S And Associates
Chartered Accountants
Firm No. 008572S


R. Mohan
Partner
Membership No. 203911



KARNATAKA HEALTH PROMOTION TRUST (KHPT)

No.1-4, IT Park, Behind KSSIDC Admin. Office, Rajajinagar Industrial Area, Rajajinagar, Bangalore - 560 044

	As at 31st March, 2017 (Rupees)	As at 31st March, 2016 (Rupees)
Schedules forming part of the accounts -FCRA		
Schedule 2: General Reserve		
Opening balance	1,75,40,159	1,78,05,285
Add: Transferred from Income & Expenditure A/c	1,01,32,447	(2,65,126)
	2,76,72,606	1,75,40,159
Schedule 3: Grant Received in Advance		
Opening balance	3,64,47,398	3,78,01,892
Grants Received during the year		
University of Manitoba	85,22,791	4,84,71,756
POP Council	31,06,789	34,69,721
LSHTM	81,81,878	90,47,130
Abt Associates Inc	-	4,96,295
MAC AIDS FUND	-	53,20,825
Geneva Foundation for Medical Research (GFMER)	1,32,400	1,35,040
United States Agency for International Development-OVC	11,41,04,437	4,66,11,573
American Jewish World Service	-	15,57,000
ViiV Healthcare UK Ltd	-	1,59,15,406
South African Medical & Research Council	65,40,187	50,19,000
India Cares (AHF India)	-	1,78,680
Global Alliance for Improve Nutriron	4,30,20,000	16,85,000
CBCI Society For Medical Education	1,30,13,209	-
	23,30,69,088	17,57,09,318
Less:		
Refund of Grant Funds		
CBCI Society for Medical Education	-	2,61,093
Exchange Fluctuation Income transferred	(4,39,393)	1,57,956
Grant Utilized transferred to Income & Expenditure Account	23,17,80,058	13,88,42,871
	23,13,40,666	13,92,61,920
Grant Received in Advance	17,28,423	3,64,47,398



KARNATAKA HEALTH PROMOTION TRUST (KHPT)

No.1-4, IT Park, Behind KSSIDC Admin. Office, Rajajinagar Industrial Area, Rajajinagar, Bangalore - 560 044

	As at 31st March, 2017 (Rupees)	As at 31st March, 2016 (Rupees)
Schedules forming part of the accounts - FCRA		
Schedule 4: Cash and bank balances		
Cash in Hand	1,11,350	2,06,920
Balance with Schedule Banks		
- in savings accounts	1,16,25,284	3,98,01,452
- in deposit accounts	2,00,00,000	1,00,00,000
	<u>3,17,36,634</u>	<u>5,00,08,372</u>
Schedule 5: Loans and advances		
Advances recoverable in cash or in kind or for value to be received	29,97,425	13,03,566
TDS receivable	13,11,527	11,48,886
Deposits	52,03,720	49,69,970
	<u>95,12,672</u>	<u>74,22,422</u>
Schedule 6 : Current liabilities		
TDS payable	10,20,925	9,70,797
Sundry creditors	84,92,757	19,02,012
Other liabilities	5,00,144	3,32,052
	<u>1,00,13,826</u>	<u>32,04,861</u>
Schedule 7 : Provisions		
Accruals	18,34,450	2,38,375
	<u>18,34,450</u>	<u>2,38,375</u>



KARNATAKA HEALTH PROMOTION TRUST (KHPT)

No.1-4, IT Park, Behind KSSIDC Admin. Office, Rajajinagar Industrial Area, Rajajinagar, Bangalore - 560 044

	As at 31st March, 2017 (Rupees)	As at 31st March, 2016 (Rupees)
Schedules forming part of the accounts - FCRA		
Schedule 8: Interest Income		
From Savings Bank Accounts	14,05,648	7,06,648
From Fixed Deposits with Bank	15,96,168	33,70,071
Interest on IT Refund	-	418
	30,01,816	40,77,137
Schedule 9 : Programme Expenses		
-Grants to NGO's	4,04,28,175	1,09,18,655
-Implementation Expenses	12,47,53,228	8,58,89,776
-Training and Capacity Building Expenses	29,56,163	70,18,091
	16,81,37,566	10,38,26,522
Schedule 10 : Personnel Expenses		
Salaries	83,02,485	98,29,523
PF Employers' Share	24,92,257	20,31,704
Leave Encashment	1,64,808	1,01,298
Leave Travel Allowance	18,63,738	12,72,269
Consultancy Charges	28,11,226	33,97,857
Recruitment Expenses	1,69,087	1,85,693
Gratuity	9,28,091	1,38,460
Insurance-Staff	30,68,766	19,49,637
Overtime Allowance	1,94,065	3,07,710
Relocation Charges-Joining	-	8,750
Relocation Charges-Transfer	-	5,800
	1,99,94,523	1,92,28,701



KARNATAKA HEALTH PROMOTION TRUST (KHPT)

No.1-4, IT Park, Behind KSSIDC Admin. Office, Rajajinagar Industrial Area, Rajajinagar, Bangalore - 560 044

	As at 31st March, 2017 (Rupees)	As at 31st March, 2016 (Rupees)
Schedule 11 : Administrative and other expenses		
Fixed Assets		
Computers		
Furniture & Equipments	25,46,467	16,17,724
	20,52,014	1,15,039
Communications		
Courier Charges		
Data Card Expenses	2,70,201	1,23,998
Email/internet & Wireless	7,10,927	6,34,390
Internet Charges	34,476	50,430
Mobile Charges	1,75,445	1,89,519
Postage & Telegrams	13,78,490	7,26,842
Telephone Charges	22	567
	1,59,767	1,65,310
Office Running Expenses		
AMC for Equipments & Others		
Bank Charges	1,14,881	4,78,754
Books & Periodicals	32,741	22,984
Computer Running Expenses	2,000	40,483
Electricity/Water /Maintenance Charges	3,06,602	50,728
Insurance -Assets	11,69,416	10,84,352
Insurance -Cash	1,19,985	1,07,624
Office Expenses	11,077	5,649
Office Repairs and Maintenance	600	1,08,190
Printing & Stationery	5,17,766	1,41,790
Rent-Office	8,22,070	3,97,782
Rent - Others	45,42,411	28,89,606
Software Expenses	12,07,124	4,80,325
Staff Welfare-Tea/coffee/meal	2,34,069	41,127
Brokerage Charges	1,67,534	1,35,932
Website Development & Maintenance	29,000	-
Registration Fees-Legal & Others	2,94,531	73,868
	20,000	-
Travel Expenses-Staff & Consultants		
Local Conveyance		
Travel Expenses-International	3,76,267	49,842
Travel Expenses-National-Accommodation	61,24,567	20,80,182
Travel Expenses-National-Air tickets	19,45,690	17,84,131
Travel Expenses-National-Others	36,49,535	24,26,361
Travel Expenses-National-Perdiem	23,25,685	11,80,856
Travel Expenses-National-Train/Bus	11,51,295	14,29,986
	9,04,390	12,04,096
Vehicle Repair & Maintenance		
Vehicle-Insurance		
Vehicle-Repair & Maintenance	73,277	77,121
	21,12,959	5,66,285
Professional Charges-Audit Fees		
Audit Fees-Other Services		
Audit Fees-FY-2015-16	3,19,015	1,83,306
Audit Fees-FY-2016-17	-	1,00,000
	3,00,000	-
	3,62,02,296	2,07,65,179



KARNATAKA HEALTH PROMOTION TRUST (KHPT)

No.1-4, IT Park, Behind KSSIDC Admin. Office, Rajajinagar Industrial Area, Rajajinagar, Bangalore - 560 044

Details for Schedules - FCRA

Grants Received

Sl. No	Particulars	As at 31st March 2017	As at 31st March 2016
1	University of Manitoba		
2	POP Council	85,22,790.59	4,84,71,755.94
3	LSHTM	31,06,788.99	34,69,721.20
4	Abt Associates Inc	81,81,877.74	90,47,129.90
5	MAC AIDS FUND	-	4,96,295.00
6	Geneva Foundation for Medical Research (GFMER)	-	53,20,824.60
7	United States Agency for International Development-OVC	1,32,400.00	1,35,040.00
8	American Jewish World Service	11,41,04,437.00	4,66,11,573.00
9	ViiV Healthcare UK Ltd	-	15,57,000.00
10	South African Medical & Research Council	-	1,59,15,405.98
11	India Cares (AHF India)	65,40,186.93	50,19,000.00
12	Global Alliance for Improve Nutririon	-	1,78,680.00
13	CBCI Society For Medical Education	4,30,20,000.00	16,85,000.00
		1,30,13,209.00	-
Total		19,66,21,690.25	13,79,07,425.62
Check Should be Zero			

Refund of Grant Funds

Sl. No	Particulars	As at 31st March 2017	As at 31st March 2016
1	CBCI Society for Medical Education	-	2,61,093.00
Total		-	2,61,093.00

Exchange Differances Income tansferred

Sl. No	Particulars	As at 31st March 2017	As at 31st March 2016
1	UoM-National Rural Health Mission-MNCH	(12,756.15)	
2	UoM-Kenya TSU		3,218.00
3	LSHTM-RPC (Strive)	(3,56,525.93)	1,68,178.21
3	UNDP-ICASA		
4	UoM-IID & GHTP Course		
5	UoM-Ashokanand Travel to Canda Conference	(324.60)	(3,285.16)
6	UoM-Health Secretary Travel to Istanbul		(4,731.60)
6	UoM-Northern Karnataka Samata Support		(5,423.66)
7	UoM-Programme Science-Video Documentation	(12,432.74)	
7	UoM-Linkages	11,480.00	
		(68,833.16)	
Total		(4,39,392.58)	1,57,955.79



Interest Received from Savings Bank Account

Sl. No	Particulars	As at 31st March 2017	As at 31st March 2016
1	Interest Received from Savings Bank Account	14,05,648.00	7,06,648.00
2	Interest Received from Fixed Deposits with Bank	15,96,167.67	33,70,071.40
3	Interest Received from Income Tax Refund	-	417.91
Total		30,01,815.67	40,77,137.31

Other Income

Sl. No	Particulars	As at 31st March 2017	As at 31st March 2016
1	Donation-Other	-	5,000.00
2	Donation-OVC	-	9,000.00
3	Sale of Assets	95,850.00	3,52,313.00
4	Exchange Difference	(4,39,392.58)	1,57,955.79
5	Misc. Income	28,500.00	-
6	Income from Professional Charges	-	1,11,000.00
Total		(3,15,042.58)	6,35,268.79



KARNATAKA HEALTH PROMOTION TRUST (KHPT)

No.1-4, IT Park, Behind KSSIDC Admin. Office, Rajajinagar Industrial Area, Rajajinagar, Bangalore - 560 044

Details for Schedules - FCRA Grants Received

Sl. No	Particulars	As at 31st March 2017	As at 31st March 2016
1	University of Manitoba	85,22,791	4,84,71,756
1	National Rural Health Mission-MNCH	24,24,020	4,57,65,300
2	World Bank Adoloscet Project(Sabala)		8,94,250
3	Kenya TSU		2,66,042
4	Other Funds-Stephen Moses		49,734
5	IID & GHTP Course Visit	56,885	29,568
6	Other Funds-Northern Karnataka Samata Support	23,46,928	10,86,250
7	Ashokanand Travel for Canada Conference		1,77,332
8	Health Secretary Travel-Instanbul		2,03,279
9	Programme Science Video Documentation	3,61,480	
10	Linkages	33,33,477	
2	POP Council	31,06,789	34,69,721
1	CE Study	31,06,789	34,69,721
1			
3	LSHTM	81,81,878	90,47,130
1	LSHTM-RPC	80,15,281	85,86,905
2	LSHTM- Violence Study		1,21,468
3	Manuscript Workshop	1,66,596	3,38,757
4	Abt Associates Inc	-	4,96,295
1	Abt Associates Inc-Shops TB		4,96,295
1			
5	MAC AIDS FUND	-	53,20,825
1	MAC AIDS FUND		53,20,825
1			
6	Geneva Foundation for Medical Research (GFMER)	1,32,400	1,35,040
1	Geneva Foundation for Medical Research (GFMER)	1,32,400	1,35,040
1			
7	United States Agency for International Development-OV	11,41,04,437	4,66,11,573
1	United State Agency for International Development-OVC	6,62,53,488	4,63,93,225
2	United State Agency for International Development-THAL	4,78,50,949	2,18,348
8	American Jewish World Service	-	15,57,000
1	American Jewish World Service		15,57,000
1			
9	ViiV Healthcare UK Ltd	-	1,59,15,406
1	Viiv Health Care-Samata		1,59,15,406
1			
10	South African Medical & Research Council	65,40,187	50,19,000
1	SAMRC-Samvedana Plus	65,40,187	50,19,000
1			
11	India Cares (AHF India)	-	1,78,680
1	Indicares-Girl Children Day		1,78,680
1			
12	Global Alliance for Improve Nutrion	4,30,20,000	16,85,000
1	GAIN-Nutrition Project	4,30,20,000	16,85,000
1			
13	CBCI Society For Medical Education	1,30,13,209	-
1	CBCI Society For Medical Education-KMC	1,30,13,209	
1			
Total		19,66,21,690	13,79,07,426



Refund of Grant Funds

Sl. No	Particulars	As at 31st March 2017	As at 31st March 2016
1	CBCI Society for Medical Education	-	2,61,093
1	CBCI Society for Medical Education-MHTF		2,61,093
1			
Total		-	2,61,093

Interest Received from Savings Bank Account

Sl. No	Particulars	As at 31st March 2017	As at 31st March 2016
1	Bangalore		
2	Belgaum	12,80,693	5,68,506
3	Hubli	74,085	54,730
4	Jaipur	1,721	1,656
5	Koppal	111	107
6	Gulbarga	20,027	20,196
7	Pune	11,699	33,737
		17,312	27,716
Total		14,05,648	7,06,648

Interest Received from Fixed Deposits

Sl. No	Particulars	As at 31st March 2017	As at 31st March 2016
1	Bangalore		
1		15,96,168	33,70,071
Total		15,96,168	33,70,071

Interest Received from Income Tax Department

Sl. No	Particulars	As at 31st March 2017	As at 31st March 2016
1	Interest Received from IT Refund		
1		-	417.91
Total		-	417.91

Other Income

Sl. No	Particulars	As at 31st March 2017	As at 31st March 2016
1	Donation-Other		
2	Donation-OVC		5,000
3	Sale of Assets		9,000
4	Exchange Difference	95,850	3,52,313
5	Misc. Income	(4,39,393)	1,57,956
6	Income from Professional Charges	28,500	
		7,67,587	1,11,000
Total		4,52,544	6,35,269



KARNATAKA HEALTH PROMOTION TRUST (KHPT)

No.1-4, IT Park, Behind KSSIDC Admin. Office, Rajajinagar Industrial Area, Rajajinagar, Bangalore - 560 044

Details for Schedules - FCRA

Cash on hand

Sl. No	Particulars	As at 31st March 2017	As at 31st March 2016
1	Bangalore		
2	Belgaum	40,866.00	81,261.00
3	Koppal	45,358.00	52,040.00
4	Gulbarga	25,126.00	46,810.00
			26,809.00
Total		1,11,350.00	2,06,920.00

Cash at Bank

Sl. No	Particulars	As at 31st March 2017	As at 31st March 2016
1	Bangalore-HDFC-00761000102844		
2	Belgaum-HDFC-02531000028175	85,64,725.81	3,88,68,692.29
3	Bijapur-SBI-10465785060	14,89,317.44	1,67,597.94
4	Hubli-HDFC -02541000003353	13,453.65	13,453.65
5	Jaipur-HDFC -06441450000063	43,733.94	41,722.94
6	Koppal-HDFC-0076145000095	2,820.05	2,683.05
7	Gulbarga-HDFC-50100008277701	9,54,160.17	2,35,894.17
8	Pune-HDFC-50100102178384	2,94,805.57	1,63,343.57
		2,62,267.00	3,08,064.00
Total		1,16,25,283.63	3,98,01,451.61

Fixed Deposits

Sl. No	Particulars	As at 31st March 2017	As at 31st March 2016
1	Bangalore		
		2,00,00,000.00	1,00,00,000.00
Total		2,00,00,000.00	1,00,00,000.00



KARNATAKA HEALTH PROMOTION TRUST (KHPT)

No.1-4, IT Park, Behind KSSIDC Admin. Office, Rajajinagar Industrial Area, Rajajinagar, Bangalore - 560 044

Details for Schedules - FCRA

Advances Receivable

Sl. No	Particulars	As at 31st March 2017	As at 31st March 2016
	Branch Advances at H.O.		
1	KHPT Accounts		
2	Belgaum	1,81,001.00	28,640.00
3	Koppal	52,708.00	94,393.00
4	Gulbarga	43,912.00	2,347.00
5	Pune		(524.00)
		15,876.00	1,29,607.00
	Sub-Total		
		2,93,497.00	2,54,463.00
	Others		
1	PAYANA (AJWS)		(4,84,963.00)
	Sub-Total		
		-	(4,84,963.00)
	Salary Advance		
1	Sal-Adv-Raghavendra R Kamati		
2	Sal-Adv-Bharatesh K Shetty	59,640.00	
3	Sal-Adv-Dhanunjaya Rao Chintada	3,000.00	
4	Sal-Adv-Nanjundappa G.M		81,500.00
5	Sal-Adv-Somashekar		1,44,000.00
6	Sal-Adv-Yashoda K	40,500.00	
7	Sal-Adv-Surendra		6,000.00
8	Sal-Adv-Krishna T U	14,400.00	
9	Sal-Adv-Ramu N	40,000.00	
10	Sal-Adv-Ravikumar B		6,400.00
11	Sal-Adv-Amaranath T	84,840.00	
12	Sal-Adv-Veeresh Meti		1,05,000.00
13	Sal-Adv-Anushia A		12,750.00
14	Sal-Adv-Chandrashekhar V	24,000.00	3,500.00
15	Sal-Adv-Deepshikha Khurana		2,500.00
16	Sal-Adv-Kumar V		4,500.00
17	Sal-Adv-Nagaraj Yarragunta		6,000.00
18	Sal-Adv-Niranjan Murthy		25,000.00
19	Sal-Adv-Prabhuling Kumbhar		9,000.00
20	Sal-Adv-Prithwipala K	25,000.00	4,950.00
21	Sal-Adv-Raghavendra T		6,000.00
22	Sal-Adv-Rajendra Prasad		26,100.00
23	Sal-Adv-Srikantamurthy	1,400.00	2,400.00
24	Sal-Adv-Mallika Tharakan		11,100.00
		36,900.00	
	Sub Total		
		3,29,680.00	4,56,700.00
1	Dhanunjaya Rao		8,534.00
2	Krishna Murthy.J		
3	Mallika Biddapa/Tharakan	1,13,750.00	
4	Ramachandra Rao Kadambar	21,428.00	4,047.00
5	Shajy Isac		870.00
6	Parinitha Bhattacharjee	1,15,841.00	1,12,771.00
7	Reynold G Washington		1,20,007.00
			3,096.00



Sl. No	Particulars	As at 31st March 2017	As at 31st March 2016
8	Senthil Kumar Murugan		
9	Ravi Prakash	2,93,874.00	
10	Gururaj	2,11,403.00	850.00
11	Sathyanarayana		9,162.00
12	Veeresh Meti		1,347.00
13	Prakash P.Jawalkar	2,690.00	
14	Swaroop N (MNCH)		850.00
15	Deepshikha Khurana	6,169.00	
16	Bandikalla Adam		3,816.00
17	Chitturi Joseph Christopher		3,500.00
18	Gopal	2,740.00	4,179.00
19	Kantharao K Revala	1,881.00	3,157.00
20	Nagaraj Yarragunta		343.00
21	Prakash S	2,017.00	19,462.00
22	Sijil Joseph		841.00
23	Srikantamurthy		1,056.00
24	Teethi Anjali Devi	14,053.00	1,03,372.00
25	Amarnath T		3,565.00
26	Ashwitha	2,690.00	
27	Cyril Martin	200.00	
28	Darla Koteswari	22,500.00	
29	Jayashree Basappa Pujari	11,880.00	
30	Jayashree M Y	1,254.00	
31	John Anthony	121.00	
32	Kaveri Gurav	1,14,064.00	
33	Kavitha D L	3,199.00	
34	Madhumitha Sudhakar	3,759.00	
35	Mahantesh Wali	7,992.00	
36	Manjunath Dodawad	2,690.00	
37	Nagaratna	12,022.00	
38	Naveena S P	7,992.00	
39	Oommen George	860.00	
40	Prathibha	25,939.00	
41	Prithwipala K	1,254.00	
42	Raghavendra T	8,000.00	
43	Ramu N	8,665.00	
44	Sandhyarani	23,500.00	
45	Shakuntala	1,254.00	
46	Shivayogi Mathapathi	1,254.00	
47	Soumya G	55,573.00	
48	Stella	1,254.00	
49	Surendra	4,182.00	
50	Troy Cunningham	3,351.00	
51	Vinod Pote	20,403.00	
		59,323.00	
	Sub Total		
	Advances Suppliers & Others	11,91,021.00	4,04,825.00
1	Flihttraja Travels Pvt Ltd		
2	The New India Assurance Company Ltd	72,888.00	1,05,755.00
3	Indigo Copier Services	19.00	773.00
4	Maha Marketing		3.00
5	Puttaiah R		20,000.00
6	Twistopen Innovations		81.00
			72,000.00



Sl. No	Particulars	As at 31st March 2017	As at 31st March 2016
7	A K Engineers		
8	Devnet Jobs India	20,000.00	
9	Hotel Mayura River View	16,905.00	
10	Pilotsmith (India) Pvt Ltd	70,000.00	
11	Sireesh Auto Pvt Ltd	2,96,940.00	
12	Systech Services Ltd	19,781.00	
13	Traverse Inc	11,278.00	
		2,09,990.00	
	Sub Total	7,17,801.00	1,98,612.00
	Accrued Interest		
1	Bangalore-Savings Account	3,91,453.00	3,69,028.00
2	Bangalore-Fixed Deposits	73,972.80	1,04,901.30
	Sub-Total	4,65,425.80	4,73,929.30
	Total	29,97,424.80	13,03,566.30

TDS Receivable

Sl. No	Particulars	As at 31st March 2017	As at 31st March 2016
1	TDS by Bank	12,89,021.91	11,29,405.14
2	TDS by Others	22,505.00	19,481.00
	Total	13,11,526.91	11,48,886.14

Rental Deposits

Sl. No	Particulars	As at 31st March 2017	As at 31st March 2016
1	Bangalore		
2	Bijapur	32,11,340.00	32,11,340.00
3	Hubli	15,000.00	
4	Koppal		1,00,000.00
5	Gulburga	2,00,000.00	2,00,000.00
6	Dharwad		1,50,000.00
7	Chincholi	2,08,630.00	3,08,630.00
8	Devadurga	5,98,750.00	5,00,000.00
9	Thane	8,70,000.00	5,00,000.00
		1,00,000.00	
	Total	52,03,720.00	49,69,970.00



KARNATAKA HEALTH PROMOTION TRUST (KHPT)

No.1-4, IT Park, Behind KSSIDC Admin. Office, Rajajinagar Industrial Area, Rajajinagar, Bangalore - 560 044

Details for Schedules - FCRA

TDS Payable

Sl. No	Particulars	As at 31st March 2017	As at 31st March 2016
1	TDS Contract-Companies		
2	TDS Contract-Others	25,719.00	3,056.00
3	TDS Professional -Companies	39,809.00	5,460.00
4	TDS Professional -Others	48,331.00	8,874.00
5	TDS Rent -Companies	4,77,797.00	6,53,681.00
6	TDS Rent -Others	72,212.00	48,121.00
7	TDS-Salaries	21,511.00	35,341.00
		3,35,546.00	2,16,264.00
Total		10,20,925.00	9,70,797.00

Advances Staff & Consultants

Sl. No	Particulars	As at 31st March 2017	As at 31st March 2016
1	Reynolds Washington		
2	Gururaj	1,000.00	-
3	Sudhashree	22,058.00	-
4	Girija Khajidoni		1,000.00
5	Ambika		21,000.00
6	Anshukumari	2,384.00	
7	Babitha M	143.00	
8	Bharatesh Karunakar Shetty	1,643.00	
9	Bhargavi	5,316.00	
10	Chitra	1,235.00	
11	Godavari Vijayakumari	753.00	
12	Gowrabathuri Subhakaran	702.00	
13	Johnson	1,700.00	
14	Kushal S	1,060.00	
15	Lakshmi C	877.00	
16	Manjula J V	19,874.00	
17	Mohamad Asif Shaikh	2,285.00	
18	Mohan Kumar P S	2,238.00	
19	Nagalakshmi	920.00	
20	Nageshwar Rao B	2,785.00	
21	Ningawwa S Sasaladi	410.00	
22	Prathibha Rai B	500.00	
23	Pushpalatha	8,430.00	
24	Ramesh Madhav	523.00	
25	Ravi Kumar B	17,485.00	
26	Rebekka	24,681.00	
27	Rukmini M	1,237.00	
28	Sanjana D'souza	1,186.00	
29	Satish S	1,248.00	
30	Shobha Ekka	140.00	
	Sowbhagya C	7,190.00	
		877.00	



Sl. No	Particulars	As at 31st March 2017	As at 31st March 2016
32	Sunanda Bai		
33	Swarupa B V	2,285.00	
34	Vikas Inamdar	3,019.00	
35	Vivek	9,991.00	
		2,785.00	
Total		1,48,960.00	22,000.00

**Sundry Creditors
Adv-Suppliers & Others**

Sl. No	Particulars	As at 31st March 2017	As at 31st March 2016
1	NJM Productions LLP	8,910.00	
2	VIVA Development Strategies LLP	473.00	
Sub-Total		9,383.00	-
Adv-USAID-OVC Grants			
1	International Services Association (INSA)	3,66,702.00	2,34,959.00
2	Sneha Charitable Trust	1,96,854.00	1,36,904.00
3	The Catholic Health Association of India	48,128.00	1,66,029.00
4	Committed Communities Development Trust	14,31,459.00	9,66,966.00
5	Network of Maharashtra by People Living with HIV/A	10,59,625.00	3,75,154.00
		31,02,768.00	18,80,012.00
Adv-USAID-THALI Grants			
1	MAMTA	13,20,252.00	
2	TB Alert India	39,11,394.00	
		52,31,646.00	-
Total		83,43,797.00	18,80,012.00

Other Liabilities

Sl. No	Particulars	As at 31st March 2017	As at 31st March 2016
1	PF- Payable A/c	4,88,744.00	3,25,052.00
2	Profession Tax Recoveries	11,400.00	7,000.00
Total		5,00,144.00	3,32,052.00

Accruals

Sl. No	Particulars	As at 31st March 2017	As at 31st March 2016
1	Out Standing Liabilities	15,34,450.00	1,38,375.00
2	Audit Fees Payable A/c	3,00,000.00	1,00,000.00
Total		18,34,450.00	2,38,375.00



KARNATAKA HEALTH PROMOTION TRUST (KHPT)

No.1-4, IT Park, Behind KSSIDC Admin. Office, Rajajinagar Industrial Area, Rajajinagar, Bangalore - 560 044

Details for Schedules - FCRA

Grants to NGO's

Sl. No	Particulars	As at 31st March 2017	As at 31st March 2016
1	CBCI Society for Medical Education	-	11,75,197.00
2	Sneha Charitable Trust	13,08,009.00	10,13,515.00
3	Chaitanya AIDS Prevention Women's Group	28,80,000.00	27,47,708.00
4	International Services Association	15,24,193.00	15,49,249.00
5	Asha Kirana Charitable Trust	24,000.00	90,000.00
6	BIRDS HEAL	24,000.00	90,000.00
7	Nava Jeevana Charitable Society	1,19,000.00	90,000.00
8	ORBIT	1,21,000.00	90,000.00
9	St. Luke's Medical Society	74,000.00	90,000.00
10	The Catholic Health Association of India	12,88,131.00	11,83,693.00
11	Mahesh Foundation	21,000.00	42,000.00
12	Seva Sangama Development Society	71,000.00	42,000.00
13	St. Gregorious Dayabhavan	63,000.00	42,000.00
14	Committed Communities Development Trust (CCDT)	73,46,438.00	18,08,028.00
15	Network of Maharashtra by People Living with HIV/A	67,70,877.00	8,65,265.00
16	Dinanilaya Social Centre	42,000.00	
17	Karnataka Network of People Living with HIV/AIDS (K	50,000.00	
18	Seva Samuha Society	42,000.00	
19	Society of the Sisters of the St. Joseph of Tarbes	42,000.00	
20	MAMTA	20,49,464.00	
21	TB Alert India Trust	1,65,68,063.00	
	Total	4,04,28,175.00	1,09,18,655.00

Programme Expenses

Sl. No	Particulars	As at 31st March 2017	As at 31st March 2016
1	Belgaum		59,31,070.00
2	Hubli		
3	Koppal	1,13,80,587.50	40,35,739.00
4	Gulbarga	18,15,207.00	58,48,165.00
5	Pune	4,76,360.00	68,14,882.43
6	Direct Implementation Expenses	76,39,667.00	63,90,025.00
7	Direct Implementation Nutrition	7,02,64,968.00	4,59,87,439.00
8	Designing and Layout Charges-IEC	2,52,97,895.00	
9	Documentation & Research	5,69,948.00	3,10,335.00
10	Mapping & Survey Expenses	8,37,829.00	7,65,430.00
11	Meeting Expenses	5,90,660.00	51,40,739.00
12	Printing Expenses-IEC	27,85,187.00	20,13,419.00
13	Software-Programmes	23,36,582.00	22,33,646.00
14	Translation Expenses	3,21,153.00	
	Total	12,47,53,227.50	8,58,89,776.43



Training and Capacity Building

Sl. No	Particulars	As at 31st March 2017	As at 31st March 2016
1	Training Exp - Others	12,95,198.00	27,36,627.00
2	Training Staff & Others	4,21,723.00	2,19,281.00
3	Seminars & Workshop	11,23,732.00	39,70,129.00
4	Registration Fees-Seminars/workshops	1,15,510.00	92,054.00
Total		29,56,163.00	70,18,091.00

Personnel Expenses

Sl. No	Particulars	As at 31st March 2017	As at 31st March 2016
1	Salaries	83,02,485.00	98,29,523.00
2	PF Employers' Share	24,92,257.00	20,31,704.00
3	Leave Encashment	1,64,808.00	1,01,298.00
4	Leave Travel Allowance	18,63,738.00	12,72,269.00
5	Recruitment Expenses	28,11,226.00	33,97,857.00
6	Gratuity	1,69,087.00	1,85,693.00
7	Insurance-Staff	9,28,091.00	1,38,460.00
8	Overtime Allowance	30,68,766.00	19,49,637.00
9	Relocation Charges-Joining	1,94,065.00	3,07,710.00
10	Relocation Charges-Transfer		8,750.00
11			5,800.00
Total		1,99,94,523.00	1,92,28,701.00

Fixed Assets

Sl. No	Particulars	As at 31st March 2017	As at 31st March 2016
1	Computers	25,46,467.00	16,17,724.00
2	Furniture & Equipments	20,52,014.00	1,15,039.00
Total		45,98,481.00	17,32,763.00

Communications

Sl. No	Particulars	As at 31st March 2017	As at 31st March 2016
1	Courier Charges	2,70,201.00	1,23,998.00
2	Data Card Expenses	7,10,927.00	6,34,390.00
3	Email/internet & Wireless	34,476.00	50,430.00
4	Internet Charges	1,75,445.00	1,89,519.00
5	Postage & Telegrams	13,78,490.00	7,26,842.00
6	Telephone Charges	22.00	567.00
7		1,59,767.00	1,65,310.00
Total		27,29,328.00	18,91,056.00



Office Running Expenses

Sl. No	Particulars	As at 31st March 2017	As at 31st March 2016
1	AMC for Equipments & Others		
2	Bank Charges	1,14,881.00	4,78,754.00
3	Books & Periodicals	32,741.13	22,984.26
4	Computer Running Expenses	2,000.00	40,483.00
5	Electricity/Water /Maintenance Charges	3,06,602.00	50,728.00
6	Insurance -Assets	11,69,416.00	10,84,352.00
7	Insurance -Cash	1,19,985.00	1,07,624.00
8	Office Expenses	11,077.00	5,649.00
9	Office Repairs and Maintenance	600.00	1,08,190.00
10	Printing & Stationery	5,17,766.00	1,41,790.00
11	Rent-Office	8,22,070.00	3,97,782.00
12	Rent - Others	45,42,411.00	28,89,606.00
13	Software Expenses	12,07,124.00	4,80,325.00
14	Staff Welfare-Tea/coffee/meal	2,34,069.00	41,127.00
15	Brokerage Charges	1,67,534.00	1,35,932.00
16	Website Development & Maintenance	29,000.00	
17	Registration Fees-Legal & Others	2,94,531.00	73,868.00
		20,000.00	
Total		95,91,807.13	60,59,194.26

Travel Expenses Staff & Consultants

Sl. No	Particulars	As at 31st March 2017	As at 31st March 2016
1	Local Conveyance		
2	Travel Expenses-International	3,76,267.00	49,842.00
3	Travel Expenses-National-Accommodation	61,24,567.00	20,80,182.00
4	Travel Expenses-National-Air tickets	19,45,690.00	17,84,131.00
5	Travel Expenses-National-Others	36,49,535.00	24,26,361.00
6	Travel Expenses-National-Perdiem	23,25,685.00	11,80,856.00
7	Travel Expenses-National-Train/Bus	11,51,295.00	14,29,986.00
		9,04,390.00	12,04,096.00
Total		1,64,77,429.00	1,01,55,454.00

Vehicle Repairs & Maintenance

Sl. No	Particulars	As at 31st March 2017	As at 31st March 2016
1	Vehicle-Insurance		
2	Vehicle-Repair & Maintenance	73,277.00	77,121.00
3	Vehicle Fuel Expenses	2,42,983.00	5,09,840.00
4	Vehicle Hire Charges	4,22,709.00	
5	Vehicle Usage Expenses	14,47,267.00	40,814.00
			15,631.00
Total		21,86,236.00	6,43,406.00

Professional Charges-Audit Fees

Sl. No	Particulars	As at 31st March 2017	As at 31st March 2016
1	Audit Fees-Other Services		
2	Audit Fees-FY-2015-16	3,19,015.00	1,83,306.00
3	Audit Fees-FY-2016-17		1,00,000.00
		3,00,000.00	
Total		6,19,015.00	2,83,306.00

