

KARNATAKA HEALTH PROMOTION TRUST (KHPT)


No.1-4, IT Park, Behind KSSIDC Admin. Office, Rajajinagar Industrial Area, Rajajinagar, Bangalore - 560 044

Receipts and Payments Account - FCRA

Particulars	Note	For the year ended 31st March, 2019 (Rupees)	For the year ended 31st March, 2018 (Rupees)
Opening Balance	3		
- Cash on hand		1,02,489	1,11,350
- Cash at Bank		6,57,66,335	3,16,25,284
		6,58,68,824	3,17,36,634
Add: Receipts			
Grants Received	2	21,65,46,254	20,79,32,318
Interest Income Bank	7	28,65,613.40	22,17,999.80
Interest on IT Refund		-	36,374
Other Income		1	13,500
Refund of Deposits		3,75,000	9,60,000
Refund of Income Tax			2,70,868
Settlement of Advances		34,73,627	-
Sale of Assets		-	7,74,800
		22,32,60,496	21,22,05,860
Totals		28,91,29,320	24,39,42,493
Payments			
Programme Expenses			
- Grants to NGO's		5,22,07,546	3,54,05,320
- Other Programme Expenses		9,83,53,607	7,62,53,277
- Training and Capacity Building Expenses		66,54,739	41,88,074
Personnel Expenses		2,66,14,790	2,54,80,657
Administrative and other expenses		3,09,58,102	3,22,80,483
Rent Deposit		-	2,78,817
Income Tax Deducted at Source		1,01,739	-
Settlement of Advances		-	41,87,041
Total		21,48,90,524	17,80,73,669
Closing Balance			
Cash on hand	3	1,23,514	1,02,489
Cash at Bank	3	7,41,15,283	6,57,66,335
		7,42,38,797	6,58,68,824
Totals		28,91,29,320	24,39,42,493


For Karnataka Health Promotion Trust


Mohan H L
Managing Trustee


Nanjundappa G.M
Director Finance

Place: Bangalore
Date : 24-Sep-2019

As per our audit report of even date attached
For R V K S And Associates
Chartered Accountants
Firm No. 008572S


R. Mohan
Partner
Membership No. 203911



KARNATAKA HEALTH PROMOTION TRUST (KHPT)

No.1-4, IT Park, Behind KSSIDC Admin. Office, Rajajinagar Industrial Area, Rajajinagar, Bangalore - 560 044


Balance sheet as at 31st March, 2019 - FCRA

Particulars	Note	31st March, 2019 (Rupees)	31st March, 2018 (Rupees)
I Sources of Funds			
1 Reserves			
General Reserve	2	4,95,57,015	3,92,28,330
Grant Received in Advance	3	1,94,06,284	2,59,74,284
Total		6,89,63,299	6,52,02,614
II Application of Funds			
1 Current Assets, Loans and Advances			
Cash and Bank Balances	4	7,42,38,797	6,58,68,824
Loans and advances	5	65,06,739	70,27,074
Total		8,07,45,536	7,28,95,898
2 Less : Current liabilities and provisions			
Current Liabilities	6	1,12,69,107	69,88,106
Provisions	7	5,13,130	7,05,178
Total		1,17,82,237	76,93,284
Net current assets		6,89,63,299	6,52,02,614
Total		6,89,63,299	6,52,02,614


For Karnataka Health Promotion Trust


Mohan H L
Managing Trustee

Place: Bangalore
Date : 24-Sep-2019


Nanjundappa G.M
Director Finance

As per our audit report of even date attached
For R V K S And Associates
Chartered Accountants
Firm No. 008572S


R. Mohan
Partner
Membership No. 203911



KARNATAKA HEALTH PROMOTION TRUST (KHPT)

No.1-4, IT Park, Behind KSSIDC Admin. Office, Rajajinagar Industrial Area, Rajajinagar, Bangalore - 560 044

Statement of Income and Expenditure - FCRA

Particulars	Note	For the year ended 31st March, 2019 (Rupees)	For the year ended 31st March, 2018 (Rupees)
Income			
Grants Received - Utilized	3	22,28,50,823	18,28,26,141
Interest Income	8	31,96,967	21,63,058
Sale of Assets		-	7,74,800
Exchange Difference		2,63,431	8,60,317
Misc Income	1		13,500
Total		22,63,11,222	18,66,37,816
Expenditure			
Programme Expenses	9	.	
-Grants to NGO's		5,22,07,546	3,54,05,320
-Implementation Expenses		9,83,53,607	7,64,64,969
-Training and Capacity Building Expenses		66,54,739	41,88,074
Personnel Expenses	10	2,72,95,413	2,62,57,759
Administrative and other expenses	11	3,14,71,232	3,27,65,969
Total		21,59,82,538	17,50,82,091
Excess of Income over Expenditure transferred to General Reserve		1,03,28,684	1,15,55,725

For Karnataka Health Promotion Trust



Mohan H L
Managing Trustee



Nanjundappa G.M
Director Finance

As per our audit report of even date attached

For R V K S And Associates

Chartered Accountants

Firm No. 008572S



R. Mohan
Partner

Membership No. 203911

Place: Bangalore
Date : 24-Sep-2019



KARNATAKA HEALTH PROMOTION TRUST (KHPT)

No.1-4, IT Park, Behind KSSIDC Admin. Office, Rajajinagar Industrial Area, Rajajinagar, Bangalore - 560 044

	As at 31st March, 2019 (Rupees)	As at 31st March, 2018 (Rupees)
Notes forming part of the accounts -FCRA		
Note 2: General Reserve		
Opening balance	3,92,28,331	2,76,72,606
Add: Transferred from Income & Expenditure A/c	1,03,28,684	1,15,55,725
	<u>4,95,57,015</u>	<u>3,92,28,331</u>
Note 3: Grant Received in Advance		
Opening balance	2,59,74,284	17,28,423
Grants Received during the year		
University of Manitoba	22,21,967	48,99,907
LSHTM	55,34,984	1,02,77,911
Geneva Foundation for Medical Research (GFMER)	-	1,32,600
United States Agency for International Development-O	16,78,78,126	12,98,79,866
ViiV Healthcare UK Ltd	-	1,40,43,106
South African Medical & Research Council	9,05,749	49,51,832
Global Alliance for Improve Nutririon	2,78,51,410	19,96,460
CBCI Society For Medical Education	1,19,15,568	2,43,41,070
Business for Social Responsibility-BSR	2,21,675	7,50,910
Johnson & Johnson Pvt Ltd	-	1,66,58,656
Sponsored Funds-OVC-Nutrition & Others	16,775	-
	<u>24,25,20,538</u>	<u>20,96,60,740</u>
Exchange Fluctuation Income transferred	2,63,431	8,60,317
Grant Utilized transferred to Income & Expenditure Account	22,28,50,823	18,28,26,141
	<u>22,31,14,254</u>	<u>18,36,86,458</u>
Grant Received in Advance	<u>1,94,06,285</u>	<u>2,59,74,284</u>



KARNATAKA HEALTH PROMOTION TRUST (KHPT)

No.1-4, IT Park, Behind KSSIDC Admin. Office, Rajajinagar Industrial Area, Rajajinagar, Bangalore - 560 044

	As at 31st March, 2019 (Rupees)	As at 31st March, 2018 (Rupees)
Notes forming part of the accounts - FCRA		
Note 4: Cash and bank balances		
Cash in Hand	1,23,514	1,02,489
Balance with Note Banks		
- in savings accounts	4,41,15,283	6,57,66,335
- in deposit accounts	3,00,00,000	-
	<u>7,42,38,797</u>	<u>6,58,68,824</u>
Note 5: Loans and advances		
Advances recoverable in cash or in kind or for value to be received	12,16,805	14,63,878
TDS receivable	11,42,398	10,40,659
Deposits	41,47,537	45,22,537
	<u>65,06,739</u>	<u>70,27,074</u>
Note 6 : Current liabilities		
TDS payable	8,53,764	6,36,309
Sundry creditors	97,34,720	55,82,695
Other liabilities	6,80,623	7,69,102
	<u>1,12,69,107</u>	<u>69,88,106</u>
Note 7 : Provisions		
Accruals	5,13,130	7,05,178
	<u>5,13,130</u>	<u>7,05,178</u>



KARNATAKA HEALTH PROMOTION TRUST (KHPT)

No.1-4, IT Park, Behind KSSIDC Admin. Office, Rajajinagar Industrial Area, Rajajinagar, Bangalore - 560 044

	As at 31st March, 2019 (Rupees)	As at 31st March, 2018 (Rupees)
Notes forming part of the accounts - FCRA		
Note 8: Interest Income		
From Savings Bank Accounts	17,99,456	11,40,385
From Fixed Deposits with Bank	13,97,511	9,86,299
Interest on IT Refund	-	36,374
	31,96,967	21,63,058
Note 9 : Programme Expenses		
-Grants to NGO's	5,22,07,546	3,54,05,320
-Implementation Expenses	9,83,53,607	7,64,64,969
-Training and Capacity Building Expenses	66,54,739	41,88,074
	15,72,15,892	11,60,58,363
Note 10 : Personnel Expenses		
Salaries	1,22,54,244	1,21,58,788
PF Employers' Share	31,98,228	20,27,684
Leave Encashment	2,31,561	2,03,884
Leave Travel Allowance	32,43,167	24,31,095
Consultancy Charges	30,33,166	50,19,712
Recruitment Expenses	1,78,740	2,44,731
Gratuity	17,99,184	20,32,957
Insurance-Staff	32,24,609	19,84,026
Overtime Allowance	1,32,515	98,548
Relocation Charges-Joining	-	8,750
Relocation Charges-Transfer	-	47,584
	2,72,95,413	2,62,57,759



KARNATAKA HEALTH PROMOTION TRUST (KHPT)

No.1-4, IT Park, Behind KSSIDC Admin. Office, Rajajinagar Industrial Area, Rajajinagar, Bangalore - 560 044

	As at 31st March, 2019 (Rupees)	As at 31st March, 2018 (Rupees)
Note 11 : Administrative and other expenses		
Fixed Assets		
Computers	40,33,034	1,72,744
Furniture & Equipments	20,03,496	6,08,310
Vehicles	-	21,19,323
Communications		
Courier Charges	2,41,244	1,07,305
Data Card Expenses	7,03,796	5,80,046
Internet Charges	2,55,438	2,63,701
Mobile Charges	7,06,635	9,77,210
Postage & Telegrams	-	71
Telephone Charges	1,42,362	1,60,339
Call Conferencing Charges	35,400	-
Office Running Expenses		
AMC for Equipments & Others	1,28,926	1,07,018
Bank Charges	30,188	2,509
Books & Periodicals	86,401	14,865
Computer Running Expenses	2,23,476	1,17,313
Electricity/Water /Maintenance Charges	14,02,467	11,32,051
Insurance -Assets	1,02,124	1,25,178
Insurance -Cash	6,867	4,298
Insurance -Others	37,276	37,276
Office Repairs and Maintenance	5,57,473	7,25,898
Printing & Stationery	4,42,646	5,91,998
Rent-Office	57,56,698	58,21,927
Rent - Others	3,80,904	4,02,141
Software Expenses	-	5,35,130
Staff Welfare-Tea/coffee/meal	2,12,675	1,45,814
Website Development & Maintenance	32,452	-
Registration Fees-Legal & Others	89,414	-
Other Expenses		
Interest Paid-Income Tax	-	1,679
Interest Paid-Provident Fund	399	-
Travel Expenses-Staff & Consultants		
Local Conveyance	20,32,089	12,21,559
Travel Expenses-International	4,62,930	33,63,122
Travel Expenses-National-Accommodation	16,31,721	25,28,453
Travel Expenses-National-Air tickets	47,97,527	50,41,738
Travel Expenses-National-Others	4,71,998	7,74,080
Travel Expenses-National-Perdiem	10,26,803	14,49,272
Travel Expenses-National-Train/Bus	3,81,531	5,82,726
Vehicle Expenses		
Vehicle-Repair & Maintenance	99,075	1,09,001
Vehicle Fuel Expenses	4,53,327	3,61,147
Vehicle Hire Charges	15,09,653	17,27,935
Professional Charges-Audit Fees		
Audit Fees-FY-2017-18	-	2,99,000
Audit Fees-FY-2018-19	4,13,000	-
Professional Charges		
Professional Fees	5,79,787	5,53,792
	3,14,71,232	3,27,65,969



KARNATAKA HEALTH PROMOTION TRUST (KHPT)

No.1-4, IT Park, Behind KSSIDC Admin. Office, Rajajinagar Industrial Area, Rajajinagar, Bangalore - 560 044

Grants Received

Sl. No	Particulars	As at 31st March 2019	As at 31st March 2018
1	University of Manitoba	22,21,967.04	48,99,906.79
2	LSHTM	55,34,983.93	1,02,77,910.76
3	Geneva Foundation for Medical Research (GFMER)	-	1,32,600.00
4	United States Agency for International Development-OVC	16,78,78,126.00	12,98,79,866.00
5	ViiV Healthcare UK Ltd	-	1,40,43,106.07
6	South African Medical & Research Council	9,05,749.44	49,51,831.58
7	Global Alliance for Improve Nutririon	2,78,51,410.00	19,96,460.00
8	CBCI Society For Medical Education	1,19,15,568.00	2,43,41,070.00
9	Business for Social Responsibility-BSR	2,21,674.90	7,50,910.40
10	Johnson & Johnson Pvt Ltd	-	1,66,58,656.00
11	Sponsored Funds-OVC-Nutrition & Others	16,775.00	-
Total		21,65,46,254.31	20,79,32,317.60

Check Should be Zero

Exchange Differences Income transferred

Sl. No	Particulars	As at 31st March 2019	As at 31st March 2018
1	LSHTM-RPC (Strive)	4,45,194.93	6,32,720.19
2	UoM-Linkages	49,905.04	1,96,314.79
3	LSHTM-Trial Data Workshop	-	31,282.00
4	SAMRC-Samvedana Plus	(2,31,669.25)	-
Total		2,63,430.72	8,60,316.98

Interest Received from Savings Bank Account

Sl. No	Particulars	As at 31st March 2019	As at 31st March 2018
1	Interest Received from Savings Bank Account	17,99,456.00	11,40,385.00
2	Interest Received from Fixed Deposits with Bank	13,97,511.00	9,86,299.00
3	Interest Received from Income Tax Refund	-	36,374.23
Total		31,96,967.00	21,63,058.23

Other Income

Sl. No	Particulars	As at 31st March 2019	As at 31st March 2018
1	Sale of Assets	-	7,74,800.00
2	Exchange Difference	2,63,430.72	8,60,316.98
3	Misc. Income	1.00	-
4	Interest on Electricity Deposit	-	13,500.00
Total		2,63,431.72	16,48,616.98



KARNATAKA HEALTH PROMOTION TRUST (KHPT)

No.1-4, IT Park, Behind KSSIDC Admin. Office, Rajajinagar Industrial Area, Rajajinagar, Bangalore - 560 044

Grants Received

Sl. No	Particulars	As at 31st March 2019	As at 31st March 2018
1	University of Manitoba	22,21,967	48,99,907
1	Linkages	9,31,967	48,99,907
2	CFI-Server	12,90,000	
2	LSHTM	55,34,984	1,02,77,911
1	LSHTM-RPC	55,34,984	98,69,866
2	LSHTM-Data Analysis workshop		4,08,045
3	Geneva Foundation for Medical Research (GFMER)	-	1,32,600
1	Geneva Foundation for Medical Research (GFMER)		1,32,600
4	United States Agency for International Development-OVC	16,78,78,126	12,98,79,866
1	United State Agency for International Development-OVC	3,10,19,440	5,90,13,210
2	United State Agency for International Development-THALI	13,68,58,686	7,08,66,656
5	ViiV Healthcare UK Ltd	-	1,40,43,106
1	Viiv Health Care-Samata		1,40,43,106
6	South African Medical & Research Council	9,05,749	49,51,832
1	SAMRC-Samvedana Plus	9,05,749	49,51,832
7	Global Alliance for Improve Nutririon	2,78,51,410	19,96,460
1	GAIN-Nutrition Project	28,62,030	
2	GAIN-Oil Fortification-AP & TS	79,94,690	9,98,230
3	GAIN-Oil & Milk Fortification-6 States-Recei	1,19,98,230	9,98,230
4	GAIN-Wheat Fortification	49,96,460	
8	CBCI Society For Medical Education	1,19,15,568	2,43,41,070
1	CBCI Society For Medical Education-KMC	1,19,15,568	2,43,41,070
9	Business for Social Responsibility-BSR	2,21,675	7,50,910
1	Business for Social Responsibility-BSR	2,21,675	7,50,910
10	Johnson & Johnson Pvt Ltd	-	1,66,58,656
1	Janssen-TB Capacity Building		1,06,63,072
2	Janssen-TB Care		59,95,584
11	Sponsored Funds-OVC-Nutrition & Others	16,775	-
1	Younus Social Business Centre-University of Hongkong	16,775	
Total		21,65,46,254.31	20,79,32,317.60



Interest Received from Savings Bank Account

Sl. No	Particulars	As at 31st March 2019	As at 31st March 2018
1	Bangalore	17,41,942	10,19,876
2	Belgaum	22,307	42,367
3	Hubli		1,565
4	Jaipur		100
5	Koppal	35,207	59,477
6	Gulbarga		10,468
7	Pune		6,532
Total		17,99,456	11,40,385

Interest Received from Fixed Deposits

Sl. No	Particulars	As at 31st March 2019	As at 31st March 2018
1	Bangalore	13,97,511	9,86,299
1			
Total		13,97,511	9,86,299

Interest Received from Income Tax Department

Sl. No	Particulars	As at 31st March 2019	As at 31st March 2018
1	Interest Received from IT Refund		36,374.23
1			
Total		-	36,374.23

Other Income

Sl. No	Particulars	As at 31st March 2019	As at 31st March 2018
1	Sale of Assets		7,74,800
2	Exchange Difference	2,63,431	8,60,317
3	Misc. Income	1	-
4	Interest on Electricity Deposit		13,500
Total		2,63,432	16,48,617



KARNATAKA HEALTH PROMOTION TRUST (KHPT)

No.1-4, IT Park, Behind KSSIDC Admin. Office, Rajajinagar Industrial Area, Rajajinagar, Bangalore - 560 044

Cash on hand

Sl. No	Particulars	As at 31st March 2019	As at 31st March 2018
1	Bangalore	13,476.00	6,385.00
2	Belgaum	78,138.00	20,882.00
3	Koppal	31,900.00	75,222.00
Total		1,23,514.00	1,02,489.00

Cash at Bank

Sl. No	Particulars	As at 31st March 2019	As at 31st March 2018
1	Bangalore-HDFC-00761000102844	4,33,79,256.96	6,42,34,482.22
2	Belgaum-HDFC-02531000028175	91,741.40	5,72,747.44
3	Bijapur-SBI-10465785060	13,453.65	13,453.65
4	Koppal-HDFC-0076145000095	6,30,830.67	9,45,652.17
Total		4,41,15,282.68	6,57,66,335.48

Fixed Deposits

Sl. No	Particulars	As at 31st March 2019	As at 31st March 2018
1	Bangalore	3,00,00,000.00	-
Total		3,00,00,000.00	-



KARNATAKA HEALTH PROMOTION TRUST (KHPT)

No.1-4, IT Park, Behind KSSIDC Admin. Office, Rajajinagar Industrial Area, Rajajinagar, Bangalore - 560 044

Advances Receivable

Sl. No	Particulars	As at 31st March 2019	As at 31st March 2018
	Branch Advances at H.O.		
1	Belgaum	4,528.00	1,701.00
2	Koppal	13,960.00	2,347.00
	Sub-Total	18,488.00	4,048.00
1	Sal-Adv-Somashekar		27,000.00
2	Sal-Adv-Surendra		8,000.00
3	Sal-Adv-Govindraj Y		37,800.00
4	Sal-Adv-Krishna T U	40,000.00	66,325.00
5	Sal-Adv-Veeresh Meti	24,000.00	
6	Sal-Adv-Anushia A	28,494.00	5,840.00
7	Sal-Adv-Aboo Ubaidath K		24,000.00
8	Sal-Adv-Ateeq Ahmed		24,060.00
9	Sal-Adv-Manu		45,192.00
10	Sal-Adv-Neeriseti Rambabu		55,616.00
11	Sal-Adv-Prasanna	1,447.00	11,597.00
12	Sal-Adv-Rajakumar G		16,000.00
13	Sal-Adv-Bhuvaneshwari V	5,600.00	
14	Sal-Adv-Mehboob Yaligar	10,000.00	
15	Sal-Adv-Reshma	5,765.00	
16	Sal-Adv-Shylaja H	6,358.00	
17	Sal-Adv-Sowmya	5,477.00	
	Sub Total	1,27,141.00	3,21,430.00
	Advances Staff & Consultants		
1	Bharat K.Shetty		3,385.00
2	Krishna Murthy.J		84,032.00
3	Mallika Biddapa/Tharakan	597.00	7,806.00
4	Mohan.H.L.	60,316.00	16,434.00
5	Ravi Prakash	7,683.00	
6	Gururaj	610.00	
7	Prakash P.Jawalkar	1,428.00	
8	Srikantamurthy		14,053.00
9	Surendra		300.00
10	Troy Cunningham		11,535.00
11	Vinod Pote		15,385.00
12	Joseph Francis Munjattu		27,693.00
13	Mallappu Abhishek		2,427.00
14	Ravi Shankar Bhushan		34,589.00
15	Rebecca		2,456.00
16	Somashekar	1,341.00	1,450.00
17	Syed Hasan Abbas Rizvi		14,343.00
18	Hemanth H.K	245.00	
19	Marissa Becker	16,520.00	
20	Pooja Trivedi	875.00	
	Sub Total	89,615.00	2,35,888.00



Sl. No	Particulars	As at 31st March 2019	As at 31st March 2018
	Advances Suppliers & Others		
1	Flihtaraja Travels Pvt Ltd	2,71,988.00	1,31,873.00
2	The New India Assurance Company Ltd	298.00	19.00
3	A K Engineers		20,000.00
4	Devnet Jobs India	2,478.00	19,824.00
5	Atria Convergence Technologies Private Ltd		2,301.00
6	Bhima Soft Pvt Ltd		1,80,000.00
7	IDreams Trade and event Pvt Ltd		1,70,110.00
8	Reliance Jio Inform Ltd		4,197.00
9	Sameera Travel & Tours Pvt Ltd		78.00
10	Fastag	373.00	
11	Vignesh Enterprises	960.00	
	Sub Total	2,76,097.00	5,28,402.00
	Accrued Interest		
1	Bangalore-Savings Account	1,87,286.60	3,74,110.00
2	Bangalore-Fixed Deposits	5,18,177.00	-
	Sub-Total	7,05,463.60	3,74,110.00
	Total	12,16,804.60	14,63,878.00

TDS Receivable

Sl. No	Particulars	As at 31st March 2019	As at 31st March 2018
1	TDS by Bank	11,25,725.81	10,24,902.91
2	TDS by Others	16,672.06	15,756.00
	Total	11,42,397.87	10,40,658.91

Rental Deposits

Sl. No	Particulars	As at 31st March 2019	As at 31st March 2018
1	Bangalore	29,78,007.00	29,78,007.00
2	Bijapur		15,000.00
3	Koppal	2,00,000.00	2,00,000.00
4	Dharwad	2,08,630.00	2,08,630.00
5	Chincholi	3,58,750.00	4,78,750.00
6	Devadurga	4,02,150.00	6,42,150.00
	Total	41,47,537.00	45,22,537.00



KARNATAKA HEALTH PROMOTION TRUST (KHPT)

No.1-4, IT Park, Behind KSSIDC Admin. Office, Rajajinagar Industrial Area, Rajajinagar, Bangalore - 560 044

TDS Payable

Sl. No	Particulars	As at 31st March 2019	As at 31st March 2018
1	TDS Contract-Companies	1,687.00	6,302.00
2	TDS Contract-Others	18,481.00	23,634.00
3	TDS Professional -Companies	16,710.00	-
4	TDS Professional -Others	1,97,851.00	1,85,861.00
5	TDS Rent -Companies	69,379.00	88,849.00
6	TDS Rent -Others	15,172.00	35,007.00
7	TDS-Salaries	5,34,484.00	2,96,656.00
Total		8,53,764.00	6,36,309.00

Advances Staff & Consultants

Sl. No	Particulars	As at 31st March 2019	As at 31st March 2018
1	Jayashree Basappa Pujari		17,988.00
2	Nikhil Mehta		2,475.00
3	Rakesh Hosmani		2,475.00
4	Davur Aruna	600.00	
5	Deepa-Thali Project	2,845.00	
6	Dugiala Sunil Kumar	600.00	
7	Gattu Satish Kumar	600.00	
8	Madhu Gowda	1,160.00	
9	Maheshwari	600.00	
10	Prasanna V	2,966.00	
11	Suresh Sakhare	4,115.00	
12	Usa N	1,116.00	
13	Adv-Muthakka	2,567.00	
14	Adv-Sushma K	1,631.00	
Total		18,800.00	22,938.00

Sundry Creditors

Adv-Suppliers & Others

Sl. No	Particulars	As at 31st March 2019	As at 31st March 2018
1	HDFC Credit Card		57,540.00
	Sub-Total	-	57,540.00
	Adv-USAID-OVC Grants		
1	Network of Maharashtra by People Living with HIV/ AIDS		4,11,176.00
2	Aastha Pariwar		4,99,815.00
3	Centre for Advocacy and Research		15,23,102.00
		-	24,34,093.00
	Adv-USAID-THALI Grants		
1	TB Alert India	85,81,272.00	28,10,852.00
2	CBCI Society for Medical Education	11,34,648.00	2,57,272.00
		97,15,920.00	30,68,124.00
Total		97,15,920.00	55,59,757.00



Other Liabilities

Sl. No	Particulars	As at 31st March 2019	As at 31st March 2018
1	PF- Payable A/c	6,24,092.00	4,08,058.00
2	Profession Tax Recoveries	14,050.00	15,400.00
3	Salaries-Payable		3,14,146.00
4	Consultancy charges payable		31,498.00
5	LTA Payable	42,481.00	
	Total	6,80,623.00	7,69,102.00

Accruals

Sl. No	Particulars	As at 31st March 2019	As at 31st March 2018
1	Out Standing Liabilities	29,330.00	4,06,178.00
2	Audit Fees Payable A/c	4,83,800.00	2,99,000.00
	Total	5,13,130.00	7,05,178.00



KARNATAKA HEALTH PROMOTION TRUST (KHPT)

No.1-4, IT Park, Behind KSSIDC Admin. Office, Rajajinagar Industrial Area, Rajajinagar, Bangalore - 560 044

Grants to NGO's

Sl. No	Particulars	As at 31st March 2019	As at 31st March 2018
1	CBCI Society for Medical Education	91,95,041.00	33,30,013.00
2	Sneha Charitable Trust	-	6,19,163.00
3	International Services Association	-	37,992.00
3	The Catholic Health Association of India	22,000.00	(22,000.00)
4	Committed Communities Development Trust (CCDT)	-	30,79,066.00
5	Network of Maharashtra by People Living with HIV/ A	13,80,599.00	34,03,188.00
6	TB Alert India Trust	3,67,42,250.00	1,65,08,729.00
7	Aastha Pariwar	6,43,528.00	12,54,529.00
8	Centre for Advocacy & Research-KP	5,38,809.00	11,79,549.00
9	Centre for Advocacy & Research-SW	28,09,612.00	35,93,323.00
10	Chaitanya AIDS Prevention Women's Group-CBR	-	46,366.00
11	Chaitanya AIDS Prevention Women's Group-MRC	-	23,75,402.00
12	Telugu Network of People Living with HIV/ AIDS	8,75,707.00	-
		-	-
Total		5,22,07,546.00	3,54,05,320.00

Programme Expenses

Sl. No	Particulars	As at 31st March 2019	As at 31st March 2018
1	Hubli	25,53,666.04	49,31,177.00
2	Koppal	39,40,414.50	25,08,046.00
3	Pune		19,66,427.27
4	Direct Implementation Expenses	7,80,95,704.70	5,82,72,259.46
5	Direct Implementation Nutrition	19,00,939.00	15,74,300.00
6	Designing and Layout Charges-IEC	4,43,946.00	4,71,862.00
7	Documentation & Research	9,94,258.00	23,92,814.32
8	Mapping & Survey Expenses	5,310.00	1,31,688.00
9	Meeting Expenses	18,41,135.00	20,64,013.00
10	Printing Expenses-IEC	58,85,943.00	14,03,825.00
11	Software-Programmes	26,16,717.00	1,93,025.00
12	Translation Expenses	75,574.00	5,55,532.00
Total		9,83,53,607.24	7,64,64,969.05



Training and Capacity Building

Sl. No	Particulars	As at 31st March 2019	As at 31st March 2018
1	Training Exp - Others	15,03,982.00	1,47,616.00
2	Training Staff & Others	12,40,260.00	6,82,645.00
3	Seminars & Workshop	39,10,497.00	33,57,812.80
Total		66,54,739.00	41,88,073.80

Personnel Expenses

Sl. No	Particulars	As at 31st March 2019	As at 31st March 2018
1	Salaries	1,22,54,243.50	1,21,58,788.00
2	PF Employers' Share	31,98,228.00	20,27,684.00
3	Leave Encashment	2,31,561.00	2,03,884.00
4	Leave Travel Allowance	32,43,167.00	24,31,095.00
5	Consultancy Charges	30,33,165.80	50,19,712.00
6	Recruitment Expenses	1,78,740.00	2,44,731.00
7	Gratuity	17,99,184.00	20,32,957.00
8	Insurance-Staff	32,24,609.00	19,84,026.00
9	Overtime Allowance	1,32,515.00	98,548.00
10	Relocation Charges-Joining		8,750.00
11	Relocation Charges-Transfer		47,584.00
Total		2,72,95,413.30	2,62,57,759.00

Fixed Assets

Sl. No	Particulars	As at 31st March 2019	As at 31st March 2018
1	Computers	40,33,034.00	1,72,744.00
2	Furniture & Equipments	20,03,496.00	6,08,310.00
3	Vehicles		21,19,323.00
Total		60,36,530.00	29,00,377.00

Communications

Sl. No	Particulars	As at 31st March 2019	As at 31st March 2018
1	Courier Charges	2,41,244.00	1,07,304.93
2	Data Card Expenses	7,03,796.00	5,80,046.00
3	Internet Charges	2,55,438.00	2,63,701.00
4	Mobile Charges	7,06,635.00	9,77,210.00
5	Postage & Telegrams		71.00
6	Telephone Charges	1,42,362.00	1,60,339.00
7	Call Conferencing Charges	35,400.00	
Total		20,84,875.00	20,88,671.93



Office Running Expenses

Sl. No	Particulars	As at 31st March 2019	As at 31st March 2018
1	AMC for Equipments & Others	1,28,926.00	1,07,018.00
2	Bank Charges	30,188.07	2,509.41
3	Books & Periodicals	86,401.00	14,865.00
4	Computer Running Expenses	2,23,476.00	1,17,313.00
5	Electricity/Water /Maintenance Charges	14,02,467.00	11,32,051.00
6	Insurance -Assets	1,02,124.00	1,25,178.00
7	Insurance -Cash	6,867.00	4,298.00
8	Insurance-Others	37,276.00	37,276.00
9	Office Repairs and Maintenance	5,57,473.00	7,25,898.00
10	Printing & Stationery	4,42,646.00	5,91,998.00
11	Rent-Office	57,56,698.00	58,21,927.00
12	Rent - Others	3,80,904.00	4,02,141.00
13	Software Expenses		5,35,130.00
14	Staff Welfare-Tea/coffee/meal	2,12,675.00	1,45,814.00
15	Website Development & Maintenance	32,452.00	
16	Registration Fees-Legal & Others	89,414.00	
Total		94,89,987.07	97,63,416.41

Other Expenses

Sl. No	Particulars	As at 31st March 2019	As at 31st March 2018
1	Interest Paid-Income Tax		1,679.00
2	Interest Paid-Provident Fund	399.00	
Total		399.00	1,679.00

Travel Expenses Staff & Consultants

Sl. No	Particulars	As at 31st March 2019	As at 31st March 2018
1	Local Conveyance	20,32,089.00	12,21,559.00
2	Travel Expenses-International	4,62,930.00	33,63,122.00
3	Travel Expenses-National-Accommodation	16,31,721.00	25,28,453.00
4	Travel Expenses-National-Air tickets	47,97,527.00	50,41,738.00
5	Travel Expenses-National-Others	4,71,998.00	7,74,079.50
6	Travel Expenses-National-Perdiem	10,26,803.00	14,49,272.00
7	Travel Expenses-National-Train/Bus	3,81,530.94	5,82,726.09
Total		1,08,04,598.94	1,49,60,949.59

Vehicle Repairs & Maintenance

Sl. No	Particulars	As at 31st March 2019	As at 31st March 2018
1	Vehicle-Repair & Maintenance	99,075.00	1,09,001.00
2	Vehicle Fuel Expenses	4,53,327.00	3,61,147.00
3	Vehicle Hire Charges	15,09,653.00	17,27,935.00
Total		20,62,055.00	21,98,083.00



Professional Charges-Audit Fees

Sl. No	Particulars	As at 31st March 2019	As at 31st March 2018
1	Audit Fees-FY-2017-18		2,99,000.00
2	Audit Fees-FY-2018-19	4,13,000.00	
	Total	4,13,000.00	2,99,000.00

Professional Charges

Sl. No	Particulars	As at 31st March 2019	As at 31st March 2018
1	Professional Fees	5,79,787.00	5,53,792.00
1			
	Total	5,79,787.00	5,53,792.00

