

KARNATAKA HEALTH PROMOTION TRUST

No.1-4, IT Park, Behind KSSIDC Admin. Office, Rajajinagar Industrial Area, Rajajinagar, Bangalore - 560 044

Receipts and Payments Account - FCRA

Particulars	Note	For the year ended 31st March, 2023 (Rupees)	For the year ended 31st March, 2022 (Rupees)
Opening Balance	3		
- Cash on hand		51,407	66,436
- Cash at Bank		4,77,35,821	10,81,78,977
		4,77,87,228	10,82,45,413
Add: Receipts			
Grants Received	2	39,83,38,262	25,28,22,641
Exchange Difference		-	8,118
Interest Income	8	22,39,371	66,11,500
Refund of Deposits		2,85,800	2,02,542
		40,08,63,433	25,96,44,801
Totals		44,86,50,661	36,78,90,214
Payments			
Programme Expenses			
- Other Programme Expenses		31,54,90,385	26,06,52,747
- Other Programme Expenses - Equipments		35,70,689	84,50,817
- Training and Capacity Building Expenses		1,47,15,986	67,25,702
Administrative Expenses			
Personnel Expenses		2,23,68,625	2,80,65,459
Administrative and other expenses		1,72,41,075	1,56,28,760
Rent Deposit		3,97,000	5,79,500
Total		37,37,83,760	32,01,02,985
Closing Balance			
Cash on hand	3	10,212	51,407
Cash at Bank	3	7,48,56,690	4,77,35,821
		7,48,66,902	4,77,87,228
Totals		44,86,50,661	36,78,90,214


For Karnataka Health Promotion Trust


As per our audit report of even date attached

For R V K S And Associates

Chartered Accountants

Firm No. 008572S


Mohan H L
Chief Executive Officer


Nanjundappa G.M
Director Finance


Venugopal
Partner
Membership No. 226247



Place: Bangalore
Date : 30-Oct-2023

KARNATAKA HEALTH PROMOTION TRUST

No.1-4, IT Park, Behind KSSIDC Admin. Office, Rajajinagar Industrial Area, Rajajinagar, Bangalore - 560 044

Balance sheet - FCRA

Particulars	Note	As at	As at
		31st March, 2023 (Rupees)	31st March, 2022 (Rupees)
I Sources of Funds			
1 Reserves			
General Reserve	2	7,73,55,561	7,51,08,955
Grant Received in Advance	3	2,99,34,942	3,93,39,417
Total		10,72,90,503	11,44,48,371
II Application of Funds			
1 Current Assets, Loans and Advances			
Cash and Bank Balances	4	7,48,66,902	4,77,87,228
Loans and advances	5	91,55,719	75,98,339
Grant Receivable	3	3,20,68,026	6,24,15,367
Total		11,60,90,647	11,78,00,934
2 Less : Current liabilities and provisions			
Current Liabilities	6	83,40,416	24,47,870
Provisions	7	4,59,728	9,04,693
Total		88,00,144	33,52,563
Net current assets		10,72,90,503	11,44,48,371
Total		10,72,90,503	11,44,48,371

For Karnataka Health Promotion Trust

As per our audit report of even date attached


For R V K S And Associates

Chartered Accountants

Firm No. 008572S


Mohan H L
Chief Executive Officer


Nanjundappa G.M
Director Finance


Venugopal C
Partner
Membership No. 226247



Place: Bangalore

Date : 30-Oct-2023

KARNATAKA HEALTH PROMOTION TRUST

No.1-4, IT Park, Behind KSSIDC Admin. Office, Rajajinagar Industrial Area, Rajajinagar, Bangalore - 560 044

Statement of Income and Expenditure - FCRA

Particulars	Note	For the year ended 31st March, 2023 (Rupees)	For the year ended 31st March, 2022 (Rupees)
Income			
Grants Received - Utilized	3	37,73,95,396	31,82,10,937
Interest Income	8	22,46,606	35,65,890
Exchange Difference		-	8,118
Total		37,96,42,002	32,17,84,945
Expenditure			
Programme Expenses	9		
- Implementation Expenses		32,01,96,671	26,05,89,023
- Implementation Equipments		35,70,689	84,50,817
- Training and Capacity Building Expenses		1,47,15,986	67,25,702
Administrative Expenses			
- Personnel Expenses	10	2,23,68,625	2,80,65,459
- Administrative and other expenses	11	1,65,43,425	1,55,40,130
Total		37,73,95,396	31,93,71,131
Excess of Income over Expenditure transferred to General Reserve		22,46,606	24,13,814


For Karnataka Health Promotion Trust


Mohan H L
Chief Executive Officer

Place: Bangalore
Date : 30-Oct-2023


Nanjundappa G.M
Director Finance

As per our audit report of even date attached
For R V K S And Associates
Chartered Accountants
Firm No. 008572S


Venugopal C
Partner
Membership No. 226247



KARNATAKA HEALTH PROMOTION TRUST

No.1-4, IT Park, Behind KSSIDC Admin. Office, Rajajinagar Industrial Area, Rajajinagar, Bangalore - 560 044

	As at 31st March, 2023 (Rupees)	As at 31st March, 2022 (Rupees)
Notes forming part of the accounts - FCRA		
Note 2: General Reserve		
Opening balance	7,51,08,955	7,26,95,141
Add: Transferred from Income & Expenditure A/c	22,46,606	24,13,814
	7,73,55,561	7,51,08,955
Note 3: Grant Received in Advance		
Opening balance	-2,30,75,950	4,23,12,346
Grants Received during the year		
The Cooperative for Assistance and Relief Everywhere Inc. CARE	-	6,06,015
United States Agency for International Development-OVC	27,91,52,812	19,74,86,575
Global Alliance for Improve Nutrion	1,95,00,000	2,96,19,543
Medtronic Global Health Foundation	38,59,933	-
Wellspring Philanthropic Fund	80,51,750	59,28,795
DASRA	-	77,10,082
ACCESS Health International Inc	48,08,444	28,85,066
JSI Research & Training Institute Inc	8,29,65,323	46,29,350
UNOPS-Stop TB	-	39,65,333
	37,52,62,312	29,51,43,105
Exchange Differances Income transferred	-	8,118
Grant Utilized transferred to Income & Expenditure Account	37,73,95,396	31,82,10,937
	37,73,95,396	31,82,19,055
Grant Received in Advance	-21,33,084	-2,30,75,950
Grant Payable	2,99,34,942	3,93,39,417
Grant Receivable	3,20,68,026	6,24,15,367
Total	-21,33,084	-2,30,75,950



KARNATAKA HEALTH PROMOTION TRUST

No.1-4, IT Park, Behind KSSIDC Admin. Office, Rajajinagar Industrial Area, Rajajinagar, Bangalore - 560 044

	As at 31st March, 2023 (Rupees)	As at 31st March, 2022 (Rupees)
Notes forming part of the accounts - FCRA		
Note 4: Cash and bank balances		
Cash in Hand	10,212	51,407
Balance with Scheduled Banks in savings accounts	7,48,56,690	4,77,35,821
	7,48,66,902	4,77,87,228
Note 5: Loans and advances		
Advances recoverable in cash or in kind or for value to be received	40,17,815	21,92,378
TDS receivable	8,62,209	12,41,466
Deposits	42,75,695	41,64,495
	91,55,719	75,98,339
Note 6 : Current liabilities		
TDS payable	13,76,629	15,78,278
Sundry creditors	7,41,981	2,13,876
Other liabilities	62,21,806	6,55,716
	83,40,416	24,47,870
Note 7 : Provisions		
Accruals - Payable	4,59,728	9,04,693
	4,59,728	9,04,693



KARNATAKA HEALTH PROMOTION TRUST

No.1-4, IT Park, Behind KSSIDC Admin. Office, Rajajinagar Industrial Area, Rajajinagar, Bangalore - 560 044

	For the year ended 31st March, 2023 (Rupees)	For the year ended 31st March, 2022 (Rupees)
Notes forming part of the accounts - FCRA		
Note 8: Interest Income		
From Savings Bank Accounts	17,92,197	27,31,885
From Fixed Deposits with Bank	4,54,409	8,34,005
	22,46,606	35,65,890
Note 9 : Programme Expenses		
Programme Implementation Expenses	32,01,96,671	26,05,89,023
Programme Implementation Equipments	35,70,689	84,50,817
Training and Capacity Building Expenses	1,47,15,986	67,25,702
	33,84,83,346	27,57,65,542
Note 10 : Personnel Expenses		
Salaries	2,17,66,899	2,74,97,028
Consultancy Charges	1,13,617	-
Recruitment Expenses	3,79,370	2,478
Ex-Gratia	-	5,00,000
Special Allowance	1,08,739	65,953
	2,23,68,625	2,80,65,459



KARNATAKA HEALTH PROMOTION TRUST

No.1-4, IT Park, Behind KSSIDC Admin. Office, Rajajinagar Industrial Area, Rajajinagar, Bangalore - 560 044

	For the year ended 31st March, 2023 (Rupees)	For the year ended 31st March, 2022 (Rupees)
Note 11 : Administrative and other expenses		
Communications		
Courier Charges	1,40,825	1,07,430
Data Card Expenses	13,13,668	8,75,994
Internet Charges	1,63,483	2,83,109
Mobile Charges	4,95,802	3,82,197
Postage & Telegrams	741	2,003
Telephone Charges	1,00,991	1,44,915
Call Conferencing Charges	23,729	-
Office Running Expenses		
AMC for Equipments & Others	63,808	88,388
Bank Charges	28,102	26,039
Books & Periodicals	9,322	9,374
Computer Running Expenses	8,30,573	1,01,709
Electricity/Water /Maintenance Charges	9,54,461	8,85,141
Insurance - Assets	51,000	6,409
Insurance - Others	28,986	-
Office Repairs and Maintenance	20,97,886	14,45,137
Printing & Stationery	4,66,871	4,35,866
Rent-Office	72,52,658	75,96,684
Rent - Others	3,44,425	6,10,512
Software Expenses	5,93,086	4,95,510
Staff Welfare-Tea/coffee/meal	1,55,802	1,58,460
Brokerage Charges	1,16,820	-
Website Development & Maintenance	2,46,031	2,33,951
Registration Fees-Legal & Others	1,21,850	92,991
Other Expenses		
Interest Paid-Professional Tax	-	2,500
Travel Expenses-Staff & Consultants		
Local Conveyance	39,368	25,262
Travel Expenses-National-Accommodation	41,326	22,197
Travel Expenses-National-Air tickets	71,620	34,072
Travel Expenses-National-Others	5,908	16,761
Travel Expenses-National-Perdiem	46,045	38,055
Travel Expenses-National-Train/Bus	17,334	5,821
Vehicle Expenses		
Vehicle-Insurance	-	26,473
Vehicle-Repair & Maintenance	53,458	63,489
Vehicle Fuel Expenses	4,34,248	3,40,639
Vehicle Hire Charges	1,600	2,69,297
Professional Charges-Audit Fees		
Audit Fees-FY-2021-22	-	4,74,950
Professional Charges		
Professional Fees	2,31,598	2,38,795
Total	1,65,43,425	1,55,40,130



KARNATAKA HEALTH PROMOTION TRUST

No.1-4, IT Park, Behind KSSIDC Admin. Office, Rajajinagar Industrial Area, Rajajinagar, Bangalore - 560 044

Details for Notes - FCRA

Grants Received

Sl. No	Particulars	For the year ended	For the year ended
		31st March, 2023	31st March, 2022
1	The Cooperative for Assistance and Relief Everywhere Inc. CARE	-	6,06,015
2	United States Agency for International Development-OVC	27,91,52,812	19,74,86,575
3	Global Alliance for Improve Nutririon	1,95,00,000	2,96,19,543
4	Medtronic Global Health Foundation	38,59,933	-
5	Wellspring Philanthropic Fund	80,51,750	59,28,795
6	DASRA	-	77,10,082
7	ACCESS Health International Inc	48,08,444	28,85,066
8	JSI Research & Training Institute Inc	8,29,65,323	46,29,350
9	UNOPS-Stop TB	-	39,65,333
	Gross Totals	39,83,38,262	25,28,30,759
-	Check Should Be Zero	-	-

Exchange Differances Income transfered

Sl. No	Particulars	For the year ended	For the year ended
		31st March, 2022	31st March, 2022
1	CARE	-	8,118
	Gross Totals	-	8,118
-	Check Should Be Zero	-	-

Grant Utilized transferred to Income & Expenditure Account

Sl. No	Particulars	For the year ended	For the year ended
		31st March, 2022	31st March, 2022
1	Grants Utilized Cr	37,73,95,396	31,82,10,937
	Gross Totals	37,73,95,396	31,82,10,937
-	Check Should Be Zero	-	-

Details of Interest Received

Sl. No	Particulars	For the year ended	For the year ended
		31st March, 2022	31st March, 2022
1	From Savings Bank Accounts	17,92,197	27,31,885
2	From Fixed Deposits with Bank	4,54,409	8,34,005
	Gross Totals	22,46,606	35,65,890
-	Check Should Be Zero	-	-
	Totals of All Groups	77,79,80,264	57,46,15,703

Abstract

Sl. No	Particulars	For the year ended	For the year ended
		31st March, 2022	31st March, 2022
1	Grants Received	39,83,38,262	25,28,30,759
2	Exchange Differances Income transfered	-	8,118
3	Grant Utilized transferred to Income & Expenditure Account	37,73,95,396	31,82,10,937
4	Details of Interest Received	22,46,606	35,65,890
	Gross Totals	77,79,80,264	57,46,15,703
-	Check Should be Zero	-	-



KARNATAKA HEALTH PROMOTION TRUST

No.1-4, IT Park, Behind KSSIDC Admin. Office, Rajajinagar Industrial Area, Rajajinagar, Bangalore - 560 044

Details for Notes - FCRA

Grants Received

Sl. No	Particulars	For the year ended	For the year ended
		31st March, 2023	31st March, 2022
1	The Cooperative for Assistance and Relief Everywhere Inc. CARE	-	6,06,015
2	GAIN-Oil & Milk Fortification-6 States	-	23,38,691
3	GAIN-Wheat Fortification	-	10,07,122
4	GAIN-COVID-19 Support	-	45,00,000
5	GAIN-Edible Oil Fortification-9 States	-	2,17,73,730
6	Medtronic Global Health Foundation	38,59,933	-
7	Wellspring Philanthropic Fund	80,51,750	59,28,795
8	United State Agency for International Development-BTB	25,25,31,375	11,02,90,858
9	United State Agency for International Development-Covid-19	2,66,21,437	8,71,95,717
10	DASRA	-	74,08,000
11	ACCESS Health International Inc	48,08,444	28,85,066
12	JSI Research & Training Institute Inc	8,29,65,323	46,29,350
13	UNOPS-Stop TB	-	39,65,333
14	DASRA-Covid Relief	-	3,02,082
15	GAIN-Oil, Milk & Wheat Fortification	1,95,00,000	-
		-	-
	Gross Totals	39,83,38,262	25,28,30,759

Exchange Differences Income transferred

Sl. No	Particulars	For the year ended	For the year ended
		31st March, 2022	31st March, 2022
1	CARE	-	8,118
		-	-
	Gross Totals	-	8,118

Grant Utilized transferred to Income & Expenditure Account

Sl. No	Particulars	For the year ended	For the year ended
		31st March, 2022	31st March, 2022
1	Grants Utilized Cr	37,73,95,396	31,82,10,937
		-	-
	Gross Totals	37,73,95,396	31,82,10,937

Interest Received from Savings Bank Account

Sl. No	Particulars	For the year ended	For the year ended
		31st March, 2022	31st March, 2022
1	SB - Bangalore	9,01,899	13,58,957
2	SB - Belgaum	70,802	43,918
3	SB - Koppal	32,476	33,124
4	SB - Delhi-FCRA Main	7,87,020	12,95,886
5	FD-Bangalore	4,54,409	8,34,005
		-	-
	Gross Totals	22,46,606	35,65,890

	Totals of All Groups	77,79,80,264	57,46,15,703
--	-----------------------------	---------------------	---------------------



Abstract

Sl. No	Particulars	For the year ended	For the year ended
		31st March, 2022	31st March, 2022
1	Grants Received	39,83,38,262	25,28,30,759
2	Exchange Differances Income tansferred	-	8,118
3	Grant Utilized transferred to Income & Expenditure Account	37,73,95,396	31,82,10,937
4	Interest Received from Savings Bank Account	22,46,606	35,65,890
	Gross Totals	77,79,80,264	57,46,15,703

-	Check Should be Zero	-	-
---	----------------------	---	---

Abstract Funder wise Receipts

Sl. No	Particulars	For the year ended	For the year ended
		31st March, 2022	31st March, 2022
1	The Cooperative for Assistance and Relief Everywhere Inc. CARE	-	6,06,015
2	United States Agency for International Development-OVC	27,91,52,812	19,74,86,575
3	Global Alliance for Improve Nutriron	1,95,00,000	2,96,19,543
4	Medtronic Global Health Foundation	38,59,933	-
5	Wellspring Philanthropic Fund	80,51,750	59,28,795
6	DASRA	-	77,10,082
7	ACCESS Health International Inc	48,08,444	28,85,066
8	JSI Research & Training Institute Inc	8,29,65,323	46,29,350
9	UNOPS-Stop TB	-	39,65,333
	Gross Totals	39,83,38,262	25,28,30,759

-	Check Should be Zero	-	-
---	----------------------	---	---

Abstrat of Interest Received

Sl. No	Particulars	For the year ended	For the year ended
		31st March, 2022	31st March, 2022
1	From Savings Bank Accounts	17,92,197	27,31,885
2	From Fixed Deposits with Bank	4,54,409	8,34,005
	Gross Totals	22,46,606	35,65,890

-	Check Should be Zero	-	-
---	----------------------	---	---



KARNATAKA HEALTH PROMOTION TRUST

No.1-4, IT Park, Behind KSSIDC Admin. Office, Rajajinagar Industrial Area, Rajajinagar, Bangalore - 560 044

Details for Notes - FCRA

Cash on Hand

Sl. No	Particulars	As at	As at
		31st March, 2023	31st March, 2022
1	Bangalore	6,224	16,602
2	Belgaum	3,283	30,671
3	Koppal	705	4,134
		-	-
	Gross Totals	10,212	51,407

Cash at Bank

Sl. No	Particulars	As at	As at
		31st March, 2022	31st March, 2022
1	Bangalore-HDFC-00761000102844	3,52,54,321	2,98,42,689
2	Belgaum-HDFC-02531000028175	7,30,636	35,40,707
3	Koppal-HDFC-0076145000095	26,39,232	2,66,850
4	KHPT-FCRA-SBI-NDMB-Delhi-A/c No. 40081378773	2,84,96,498	1,40,85,575
5	KHPT-Bangalore-HDFC-A/c No. 50100276304050	77,36,003	-
		-	-
	Gross Totals	7,48,56,690	4,77,35,821

	Totals of All Groups	7,48,66,902	4,77,87,228
--	-----------------------------	--------------------	--------------------

Abstract

Sl. No	Particulars	As at	As at
		31st March, 2022	31st March, 2022
1	Cash on Hand	10,212	51,407
2	Cash at Bank	7,48,56,690	4,77,35,821
	Gross Totals	7,48,66,902	4,77,87,228

-	Check Should be Zero	-	-
---	----------------------	---	---



KARNATAKA HEALTH PROMOTION TRUST

No.1-4, IT Park, Behind KSSIDC Admin. Office, Rajajinagar Industrial Area, Rajajinagar, Bangalore - 560 044

Details for Notes - FCRA

Advances Receivable

Sl. No	Particulars	As at	As at
		31st March, 2023	31st March, 2022
1	Belgaum	7,913	37,995
2	Koppal	-9,66,565	-42,713
3	Guwahati	1,34,262	1,61,242
4	Hyderabad	47,002	77,651
5	Patna	1,74,508	3,027
6	Sal-Adv-Surendra	10,360	-
7	Sal-Adv-Govindraj Y	8,480	-
8	Sal-Adv-Joseph Francis Munjattu	-	3,10,000
9	Sal-Adv-Gururaj	40,000	-
10	Sal-Adv-Prakash S	60,000	-
11	Sal-Adv-Rashidulkhair Nazki	66,200	-
12	Sal-Adv-Siddalinganagouda S Patil	40,000	-
13	Sal-Adv-Swapnil Kamble	25,950	-
14	Sal-Adv-Vidyasagar	28,000	-
15	Karthikeyan	-	10,166
16	Mallika Biddapa/Tharakan	84,081	61,046
17	Mohan.H.L.	89,424	8,499
18	Sunitha B.J	-	2,250
19	Swaroop N (MNCH)	3,61,233	-
20	Cyril Martin	-	8,400
21	Joseph Francis Munjattu	96,907	16,214
22	Poornima B S-Seminar	-	42,524
23	Sudeshna Dey-Seminar	-	43,748
24	Mohan.H.L.-Seminar	-	1,01,259
25	Mallika Tharakan-Seminar	-	42,604
26	Prarthana B S-Seminar	-	1,16,316
27	Ebix Travels Pvt Ltd (Flightraja Travel Pvt Ltd)	1,96,592	2,49,943
28	Bharati Airtel	-	715
29	The New India Assurance Company Ltd	1,158	1,158
30	Devnet Jobs India	14,868	19,824
31	Fastag	13,194	6,304
32	Rashid Ul Khair Nazki	67,459	2,025
33	Sudeshna Dey	-	63,173
34	EMD-E-Procurement	85,500	85,500
35	Aishwarya	16,666	19,355
36	Anilkumar K R	-	7,990
37	Atreyee Sinha	11,697	16,214
38	Chandrashekar H Patil	-	2,570
39	Dhanunjaya M.D	-	234
40	Divakara V	-	9,655
41	Manjunathkadia	-	985
42	Nagendra Swamy K P	-	1,710
43	Praveenkumar	2,740	3,098
44	Suhas B S	-	985
45	Bluecom Infotech Pvt Ltd	-	9
46	David Bodapati	-	985
47	Isha Surgical	64	64
48	Karnataka State Medical Supplies Corp. Ltd	4,49,025	4,49,025
49	Symmetry Infotech Pvt Ltd	48,200	48,200
50	Travelling Tripod Films LLP	-	1,64,140
51	Ghanshyam-Patna-E0865	-	16,438



52	Saurav-Anand	-	16,438
53	Aravindan Srinivasan	11,359	-
54	Ashwini Desai	1,985	-
55	Elizabeth Joy	685	-
56	Jalindar Vankaty Shinde	10,945	-
57	Maithreyi Ravikumar	47,178	-
58	Pannaga Prabhu	24,565	-
59	Rajashekara A.M	15,571	-
60	Rajiv Ranjan	38,613	-
61	Rehana Begum	4,695	-
62	Sanjay Kaul	14,217	-
63	Sanjay Mishra	26,000	-
64	Shobha Ananda Reddy	4,31,129	-
65	Shreeraj Ramesh Manampadi	86,515	-
66	Sujit Dnyaneshwar Anarase	5,420	-
67	Suraj Tigga	69,219	-
68	Vanishree DV0004	4,400	-
69	Vinay Kumar G	3,587	-
70	Vrinda Manocha	23,664	-
71	Ani Technologies Pvt Ltd	25,000	-
72	Arush Lodge-A Unit of Shakti Associates	12	-
73	Avanta Business Centre Pvt Ltd	450	-
74	ESS CEE Print Pack Private Limited	32,249	-
75	Golden Palms Hotels and Spa-World Resorts Ltd	5,86,570	-
76	JDOT Films Private Limited	5,35,956	-
77	National Institute of Mental Health (NIMANS)	7,54,600	-
78	Aarti Jha	8,490	-
79	Menka Singh-Patna	8,490	-
80	Pankaj Kumar Sharma	18,685	-
		-	-
	Gross Totals	40,05,167	21,86,965

Accrued Interest

Sl. No	Particulars	As at	As at
		31st March, 2022	31st March, 2022
1	Accruals - Bangalore-Savings Account	12,648	5,413
		-	-
	Gross Totals	12,648	5,413

TDS Receivable

Sl. No	Particulars	As at	As at
		31st March, 2022	31st March, 2022
1	TDS Receivable-2007-08	1,94,607	1,94,607
2	TDS Receivable-2013-14	2,14,554	2,14,554
3	TDS Receivable-2014-15	3,04,482	3,04,482
4	TDS Receivable-2020-21	-	3,55,610
5	TDS Receivable-2021-22	-	83,399
6	TDS Receivable-Earlier Years	88,814	88,814
7	TDS Receivable-2022-23	59,753	-
		-	-
	Gross Totals	8,62,209	12,41,466



Rental Deposits

Sl. No	Particulars	As at	As at
		31st March, 2022	31st March, 2022
1	RD-Bangalore	30,70,507	30,70,507
2	RD - Koppal	3,11,666	4,97,466
3	RD - Delhi	2,97,000	-
4	RD - Dharwad	1,08,622	1,08,622
5	RD - Chincholi (GESCOM)	1,88,750	1,88,750
6	RD - Devadurga (GESCOM)	2,12,150	2,12,150
7	RD - Bihar	41,000	41,000
8	RD - Guwahati	46,000	46,000
		-	-
	Gross Totals	42,75,695	41,64,495
	Totals of All Groups	91,55,719	75,98,339

Abstract

Sl. No	Particulars	As at	As at
		31st March, 2022	31st March, 2022
1	Advances Receivable	40,05,167	21,86,965
2	Accrued Interest	12,648	5,413
3	TDS Receivable	8,62,209	12,41,466
4	Rental Deposits	42,75,695	41,64,495
	Gross Totals	91,55,719	75,98,339
-	Check Should be Zero	-	-



KARNATAKA HEALTH PROMOTION TRUST

No.1-4, IT Park, Behind KSSIDC Admin. Office, Rajajinagar Industrial Area, Rajajinagar, Bangalore - 560 044

Details for Notes - FCRA

General Reserve

Sl. No	Particulars	As at	As at
		31st March, 2023	31st March, 2022
1	General Reserve	7,40,012	7,40,012
		-	-
	Gross Totals	7,40,012	7,40,012

TDS Payable

Sl. No	Particulars	As at	As at
		31st March, 2023	31st March, 2022
1	TDS Contract-Companies	40,185	7,769
2	TDS Contract-Others	27,770	31,741
3	TDS Professional -Companies	64,220	2,70,639
4	TDS Professional -Others	7,05,472	7,32,052
5	TDS Rent -Companies	80,697	61,835
6	TDS Rent -Others	22,534	18,152
7	TDS-Brokerage Others	-	900
8	TDS-Salaries	4,35,751	4,55,164
9	TDS-Purchase of Goods	-	26
		-	-
	Gross Totals	13,76,629	15,78,278

Provisions

Sl. No	Particulars	As at	As at
		31st March, 2023	31st March, 2022
1	Out Standing Liabilities	4,59,726	3,79,743
2	Audit Fees Payable A/c	2	5,24,950
		-	-
	Gross Totals	4,59,728	9,04,693

Advances Staff & Consultants

Sl. No	Particulars	As at	As at
		31st March, 2023	31st March, 2022
1	Jyothi M.Koujageri(Cha)	499	-
2	Arin Kar	3,220	-
3	Amarnath T	100	-
4	Khaja Hussain	-	3,983
5	Poornima R Y	-	3,241
6	Ramesh M D	-	531
7	Akshatha	-	3,180
8	Amrit Kumar	-	14,631
9	Anjanadevi Janappa Hugar	-	7,019
10	Danish Arman	-	2,870
11	E0922 Santosh Kumar	-	293
12	Gayitri Sugandhi	-	8,042
13	Jayashree Gurulingappa Kumbar	-	7,019
14	Jnyaneshwar Mane	-	23,169
15	Kanakala Dhananjayarao	-	578
16	Mohd Rashid Khan	-	65,394
17	Navin Kumar-E-0871	-	11,757
18	Ramanagouda D Patil	-	22,100



19	Rayala Srikant	-	23,579
20	Shreekant Hadapad	-	3,015
21	Vijayalakshmi B Kohalli	-	7,019
22	E0901 Vitthal Metri	-	707
23	E0918 Chanamallappa Ambi	-	1,970
24	Yash Kishore-Patna-E0867	-	2,114
25	Aboo Ubaidath K	450	-
26	Agnita R N	1,688	-
27	Anitha G S	3,100	-
28	Ashwini Nayak	86	-
29	Bhuvaneshwari-E0158	15,773	-
30	Bisujaksha	2,500	-
31	Brohini R	2,124	-
32	Chandrashekar H Patil	2,369	-
33	Dhanunjaya M.D	950	-
34	Divya S V	7,866	-
35	Geetha K	7,584	-
36	Godha R	400	-
37	Govindraj Y	1,556	-
38	Karthikeyan K	22,330	-
39	Kiran PV-BTB	11,175	-
40	Krishna P	2,460	-
41	Lakshmi C-E0038	661	-
42	Lakshmi G	11,410	-
43	Mamatha (E01022)	9,985	-
44	Mani Deep Govind	2,381	-
45	Manju Bhargava	2,414	-
46	Manjunath V	2,116	-
47	Manushetty	8,967	-
48	Nagendra Swamy K P	1,915	-
49	Prakash M	7,460	-
50	Pranitha K.R	1,300	-
51	Prasad Shetty B	1,280	-
52	Puttarachamma	14,710	-
53	Rajendra Prasad G.C	1,170	-
54	Ravichandra H	2,720	-
55	Satyanarayana	3,862	-
56	Sharmiala G.S	1,590	-
57	Shivaraju L	9,715	-
58	Shridhar KP	24,908	-
59	Sindu K	9,458	-
60	Srinivas B G	14,344	-
61	Suresh S	77	-
62	Travel Others Payable	3,76,011	-
		-	-
	Gross Totals	5,94,684	2,12,211

Sundry Creditors

Adv-Suppliers & Others

Sl. No	Particulars	As at	As at
		31st March, 2023	31st March, 2022
1	Sameera Travel & Tours Pvt Ltd	1,20,377	1,665
2	S.L.N. Minerals	3,231	-
3	Sri Byraveshwara Milk & Provisions	5,880	-
4	Tukaram Lamani	1,600	-
5	Vinayaka Associates	9,303	-
6	Ananya Graphics	276	-
7	Park Inn New Delhi	6,630	-
		-	-
	Gross Totals	1,47,297	1,665



Other Liabilities

Sl. No	Particulars	As at	As at
		31st March, 2023	31st March, 2022
1	PF- Payable A/c	7,42,699	6,14,907
2	Profession Tax Recoveries	43,305	30,103
3	Salaries-Payable	4,61,452	-
4	LTA Payable	21,097	-
5	Ex-Gratia Payable	-	10,706
6	ESI Payable	89,690	-
7	Salary Advance Excess Deducted	4,056	-
8	Volunteers Fees Payable	2,41,200	-
9	ESI Control Account	1,83,960	-
10	PF Control Account	44,34,347	-
11	TDS Control Account	0.41	-
		-	-
	Gross Totals	62,21,806	6,55,716

	Totals of All Groups	95,40,157	40,92,575
--	-----------------------------	------------------	------------------

Abstract

Sl. No	Particulars	As at	As at
		31st March, 2023	31st March, 2022
1	General Reserve	7,40,012	7,40,012
2	TDS Payable	13,76,629	15,78,278
3	Provisions	4,59,728	9,04,693
4	Advances Staff & Consultants	5,94,684	2,12,211
5	Adv-Suppliers & Others	1,47,297	1,665
6	Other Liabilities	62,21,806	6,55,716
		-	-
	Gross Totals	95,40,157	40,92,575

-	Check Should be Zero	-	-
---	----------------------	---	---



KARNATAKA HEALTH PROMOTION TRUST

No.1-4, IT Park, Behind KSSIDC Admin. Office, Rajajinagar Industrial Area, Rajajinagar, Bangalore - 560 044

Details for Notes - FCRA

Personnel Expenses

Sl. No	Particulars	For the year ended	For the year ended
		31st March, 2023	31st March, 2022
1	Salaries	2,17,66,899	2,74,97,028
2	Consultancy Charges	1,13,617	-
3	Recruitment Expenses	3,79,370	2,478
4	Ex-Gratia	-	5,00,000
5	Special Allowance	1,08,739	65,953
		-	-
	Gross Totals	2,23,68,625	2,80,65,459

Communications

Sl. No	Particulars	For the year ended	For the year ended
		31st March, 2022	31st March, 2022
1	Courier Charges	1,40,825	1,07,430
2	Data Card Expenses	13,13,668	8,75,994
3	Internet Charges	1,63,483	2,83,109
4	Mobile Charges	4,95,802	3,82,197
5	Postage & Telegrams	741	2,003
6	Telephone Charges	1,00,991	1,44,915
7	Call Conferencing Charges	23,729	-
		-	-
	Gross Totals	22,39,239	17,95,648

Office Running Expenses

Sl. No	Particulars	For the year ended	For the year ended
		31st March, 2022	31st March, 2022
1	AMC for Equipments & Others	63,808	88,388
2	Bank Charges	28,102	26,039
3	Books & Periodicals	9,322	9,374
4	Computer Running Expenses	8,30,573	1,01,709
5	Electricity/Water /Maintenance Charges	9,54,461	8,85,141
6	Insurance - Assets	51,000	6,409
7	Insurance - Others	28,986	-
8	Office Repairs and Maintenance	20,97,886	14,45,137
9	Printing & Stationery	4,66,871	4,35,866
10	Rent-Office	72,52,658	75,96,684
11	Rent - Others	3,44,425	6,10,512
12	Software Expenses	5,93,086	4,95,510
13	Staff Welfare-Tea/coffee/meal	1,55,802	1,58,460
14	Brokerage Charges	1,16,820	-
15	Website Development & Maintenance	2,46,031	2,33,951
16	Registration Fees-Legal & Others	1,21,850	92,991
		-	-
	Gross Totals	1,33,61,681	1,21,86,171



Other Expenses

Sl. No	Particulars	For the year ended	For the year ended
		31st March, 2022	31st March, 2022
1	Interest Paid-Professional Tax	-	2,500
		-	-
	Gross Totals	-	2,500

Travel Expenses Staff & Consultants

Sl. No	Particulars	For the year ended	For the year ended
		31st March, 2022	31st March, 2022
1	Local Conveyance	39,368	25,262
2	Travel Expenses-National-Accommodation	41,326	22,197
3	Travel Expenses-National-Air tickets	71,620	34,072
4	Travel Expenses-National-Others	5,908	16,761
5	Travel Expenses-National-Perdiem	46,045	38,055
6	Travel Expenses-National-Train/Bus	17,334	5,821
		-	-
	Gross Totals	2,21,601	1,42,168

Vehicle Repairs & Maintenance

Sl. No	Particulars	For the year ended	For the year ended
		31st March, 2022	31st March, 2022
1	Vehicle-Insurance	-	26,473
2	Vehicle-Repair & Maintenance	53,458	63,489
3	Vehicle Fuel Expenses	4,34,248	3,40,639
4	Vehicle Hire Charges	1,600	2,69,297
		-	-
	Gross Totals	4,89,306	6,99,898

Professional Charges-Audit Fees

Sl. No	Particulars	For the year ended	For the year ended
		31st March, 2022	31st March, 2022
1	Audit Fees-FY-2021-22	-	4,74,950
		-	-
	Gross Totals	-	4,74,950



Professional Charges

Sl. No	Particulars	For the year ended	For the year ended
		31st March, 2022	31st March, 2022
1	Professional Fees	2,31,598	2,38,795
		-	-
	Gross Totals	2,31,598	2,38,795

	Totals of All Groups	3,89,12,050	4,36,05,589
--	-----------------------------	--------------------	--------------------

Abstract

Sl. No	Particulars	For the year ended	For the year ended
		31st March, 2022	31st March, 2022
1	Personnel Expenses	2,23,68,625	2,80,65,459
3	Communications	22,39,239	17,95,648
4	Office Running Expenses	1,33,61,681	1,21,86,171
5	Other Expenses	-	2,500
6	Travel Expenses Staff & Consultants	2,21,601	1,42,168
7	Vehicle Repairs & Maintenance	4,89,306	6,99,898
8	Professional Charges-Audit Fees	-	4,74,950
9	Professional Charges	2,31,598	2,38,795
	Gross Totals	3,89,12,050	4,36,05,589

-	Check Should be Zero	-	-
---	----------------------	---	---



KARNATAKA HEALTH PROMOTION TRUST

No.1-4, IT Park, Behind KSSIDC Admin. Office, Rajajinagar Industrial Area, Rajajinagar, Bangalore - 560 044

Details for Notes - FCRA

Programme Implementation Expenses

Sl. No	Particulars	For the year ended	For the year ended
		31st March, 2022	31st March, 2022
1	Belgaum	3,41,32,170	-
2	Hubli	-	1,03,44,317
3	Koppal	4,59,49,170	1,25,37,424
4	Guwahati	81,31,946	30,58,799
5	Hyderabad	59,07,650	25,05,645
6	Patna	69,72,497	43,82,506
7	Direct Implementation Expenses	4,72,88,886	8,33,41,982
8	Designing and Layout Charges-IEC	89,124	3,52,303
9	Documentation & Research	20,12,807	28,81,369
10	Mapping & Survey Expenses	30,71,430	1,50,68,549
11	Meeting Expenses	36,94,354	26,40,127
12	Printing Expenses-IEC	80,92,977	58,40,353
13	Software-Programmes	27,29,212	5,84,501
14	Translation Expenses	7,11,375	6,23,534
15	DI-Lab Consumables	36,88,858	32,25,600
16	P-Courier Expenses	-	2,63,718
17	P-Consultancy Charges	4,02,29,103	3,79,53,153
18	P-Ex-Gratia	-	3,28,050
19	PF Employer's Share	19,716	1,26,630
20	P-Gratuity	22,32,699	20,11,293
21	P-Insurance-Staff	27,07,335	51,70,256
22	P-Leave Encashment	83,816	1,07,302
23	P-Overtime Allowance	1,05,437	1,10,323
24	P-Recruitment Expenses	1,07,974	87,356
25	P-Relocation Charges-Joining	-	47,428
26	P-Salaries	7,48,58,958	6,02,40,206
27	P-Stipend	81,93,200	-
		-	-
	Gross Totals	30,10,10,694	25,38,32,724

Programme Implementation Equipments

Sl. No	Particulars	For the year ended	For the year ended
		31st March, 2022	31st March, 2022
1	Computers	5,52,878	36,68,269
2	Furniture & Equipments	30,17,811	47,82,548
		-	-
	Gross Totals	35,70,689	84,50,817

Training and Capacity Building Expenses

Sl. No	Particulars	For the year ended	For the year ended
		31st March, 2022	31st March, 2022
1	Training Exp - Others	16,75,439	18,51,266
2	Training Staff & Others	20,74,812	16,70,351
3	Seminars & Workshop	1,09,65,735	32,04,085
		-	-
	Gross Totals	1,47,15,986	67,25,702



Travel Expenses - Program

Sl. No	Particulars	For the year ended	For the year ended
		31st March, 2022	31st March, 2022
1	Local Conveyance	29,01,495	1,78,908
2	Travel Expenses-International	29,11,808	-
3	Travel Expenses-National-Accommodation	25,78,541	13,20,908
4	Travel Expenses-National-Air tickets	53,25,888	20,07,351
5	Travel Expenses-National-Others	9,23,803	8,11,195
6	Travel Expenses-National-Perdiem	9,84,852	4,94,377
7	Travel Expenses-National-Train/Bus	9,34,621	4,84,080
8	Vehicle-Repair & Maintenance	1,09,033	51,526
9	Vehicle Hire Charges	25,15,936	14,07,954
		-	-
	Gross Totals	1,91,85,977	67,56,299
Totals of All Groups		33,84,83,346	27,57,65,542

Abstract

Sl. No	Particulars	For the year ended	For the year ended
		31st March, 2022	31st March, 2022
1	Programme Implementation Expenses	30,10,10,694	25,38,32,724
2	Programme Implementation Equipments	35,70,689	84,50,817
3	Training and Capacity Building Expenses	1,47,15,986	67,25,702
4	Travel Expenses - Program	1,91,85,977	67,56,299
	Gross Totals	33,84,83,346	27,57,65,542
-	Check Should be Zero	-	-



KARNATAKA HEALTH PROMOTION TRUST

No.1-4, IT Park, Behind KSSIDC Admin. Office, Rajajinagar Industrial Area, Rajajinagar, Bangalore - 560 044

Details for Notes - FCRA

Project-wise Abstract of Grant Received and Utilised - FCRA

Sl. No	Particulars	Name of the Funder	For the period from 01-Apr-2022 to 31-Mar-2023						Closing Balance 31-Mar-2023
			Opening Balance 01-Apr-2022	Grant Received	Interest Earned	Actual Exp	Allcoated Overheads	Utilization	
1	06-Medtronic Foundation	Medtronic Global Health Foundation	6,61,475	38,59,933		45,21,408		45,21,408	-
2	07-A-USAID-BAA	United States Agency for International Development	-4,25,60,522	24,97,06,443		23,20,59,099		23,20,59,099	-2,49,13,178
3	07-B-USAID-BAA-GST	United States Agency for International Development	-4,56,475	28,24,932		32,33,338		32,33,338	-8,64,881
4	08-A-USAID-COVID 19 Response	United States Agency for International Development	-45,89,254	2,44,87,140		1,98,97,886		1,98,97,886	-
5	08-B-USAID-COVID 19 Response-GST	United States Agency for International Development	-5,80,680	21,34,297		15,53,617		15,53,617	-
6	10-GAIN-Oil, Milk & Wheat Fortification	Global Alliance for Improved Nutrition		1,95,00,000	7,39,933	1,95,91,545		2,03,31,478	-8,31,478
7	11-Wellspring Philanthropic Fund	Wellspring Philanthropic Fund	51,76,535			51,76,535		51,76,535	-
8	11-Wellspring Philanthropic Fund-II	Wellspring Philanthropic Fund		80,51,750		9,69,166	48,971	10,18,137	70,33,613
9	13-DASRA	DASRA	27,58,902			27,58,902		27,58,902	-
10	14-ACCESS Health	Access Health International	-24,53,554	48,08,444		42,78,268		42,78,268	-19,23,378
11	15-JSI-M-Rite	JSI Research & Training Institute, Inc. (JSI)	-1,17,74,882	8,29,65,323		6,63,28,640	58,08,943	7,21,37,583	-9,47,142
12	16-UNOPS-Stop TB Partnership-TB Response	United Nations Office of Project Services-Stop TB	31,03,839			56,91,809		56,91,809	-25,87,970
13	17-DASRA-Covid Relief	DASRA	2,97,869			2,97,869		2,97,869	-
14	49-Interest Income Payable	Interest Income payable	2,73,40,797			44,39,467		44,39,467	2,29,01,330
	Gross Totals		-2,30,75,949	39,83,38,262	-	37,07,97,549	65,97,847	37,73,95,396	-21,33,083

